



UNIVERSIDADE FEDERAL DO ESTADO DO RIO DE JANEIRO - UNIRIO
CENTRO DE CIÊNCIAS BIOLÓGICAS E DA SAÚDE - CCBS
INSTITUTO DE BIOCÊNCIAS - IBio
PROGRAMA DE PÓS-GRADUAÇÃO EM CIÊNCIAS BIOLÓGICAS -
PPGBIO
(BIODIVERSIDADE NEOTROPICAL)



Erick Alves Pereira Lopes Filho

Filogenia e filogeografia de espécies de *Dictyota* Lamouroux (Dictyotales: Phaeophyceae)

Rio de Janeiro
2018

Erick Alves Pereira Lopes Filho

Filogenia e filogeografia de espécies de *Dictyota* Lamouroux (Dictyotales: Phaeophyceae)

Dissertação apresentada ao Programa de Pós-Graduação em Ciências Biológicas (Biodiversidade Neotropical) da Universidade Federal do Estado do Rio de Janeiro como requisito parcial para obtenção do título de Mestre.

Orientador: Prof. Dr. Joel Campos de Paula
Co-orientador: Prof. Dr. Fabiano Salgueiro

Rio de Janeiro
2018

L864 Lopes Filho, Erick Alves Pereira
Filogenia e filogeografia de espécies de
Dictyota Lamouroux (Dictyotales: Phaeophyceae) /
Erick Alves Pereira Lopes Filho. -- Rio de Janeiro,
2018.
86 f.

Orientador: Joel Campos De Paula.
Coorientador: Fabiano Salgueiro.
Dissertação (Mestrado) - Universidade Federal do
Estado do Rio de Janeiro, Programa de Pós-Graduação
em Ciências Biológicas, 2018.

1. Macroalgas. 2. Ochrophyta. 3. Dictyotaceae.
4. Espécies exóticas. 5. Taxonomia integrativa. I.
De Paula, Joel Campos, orient. II. Salgueiro,
Fabiano, coorient. III. Título.



UNIVERSIDADE FEDERAL DO ESTADO DO RIO DE JANEIRO - UNIRIO
CENTRO DE CIÊNCIAS BIOLÓGICAS E DA SAÚDE - CCBS
INSTITUTO DE BIOCÊNCIAS - IBio



Erick Alves Pereira Lopes Filho

Filogenia e filogeografia de espécies de *Dictyota* Lamouroux (Dictyotales:
Phaeophyceae)

Dissertação apresentada ao curso de Mestrado em Ciências Biológicas do Programa de Pós-Graduação em Ciências Biológicas (Biodiversidade Neotropical) da Universidade Federal do Estado do Rio de Janeiro no dia 11 de janeiro de 2018, como requisito parcial para a obtenção do título de Mestre em Ciências Biológicas. A mesma foi avaliada pela banca examinadora composta por Dr.^a Maria Beatriz Barbosa de Barros Barreto, Dr.^a Valéria Cassano e Dr. Joel Campos de Paula, sendo suplentes Dr. Fabiano Salgueiro, Dr. Leandro Pederneiras e Dr.^a Valéria Laneuville Teixeira, e aprovada com o conceito

A com louvor.

Dr.^a Maria Beatriz Barbosa de Barros Barreto
Universidade Federal do Rio de Janeiro

Dr.^a Valéria Cassano
Universidade de São Paulo

Dr. Joel Campos de Paula
Universidade Federal do Estado do Rio de Janeiro

Esta pequena obra dedico àqueles cujos
sanguês do meu também são e que o ventre
materno comigo partilharam, para que vejam
que n'algo real trabalhava eu.

Tristemente não compartilhem com este estranho,
pela ciência tão grande e puro amor. Por isso,
Louise e Yuri, ciúmes não tenham a quem estas
páginas são também tributo.

À brasileira ciência que na escura masmorra
trancada, faminta e paralítica está, não tema; ao
mundo ainda brilha, mesmo que escondida
estejas, e há quem por ti não deixou de lutar ou
procurar.

AGRADECIMENTOS

Agradeço aos meus pais, Erick Alves Pereira Lopes e Mônica Guimarães Macau Lopes, e à minha avó, Corina Maria da Conceição, por me incentivarem e apoiarem em toda a minha vida. Eu sou o resultado de todas as suas noites sem dormir, de muitas lágrimas e preocupações, mas também das muitas horas em que, quando pequeno, cuidaram de mim, me ajudaram a estudar, leram para mim, me levaram aos museus e de todo o amor que sempre tiveram por mim. Nunca tivemos muitos recursos, mas sem vocês, eu não teria me esforçado tanto para ingressar no Colégio Pedro II, não teria trabalhado para ser aprovado, mesmo sem curso preparatório, na UNIRIO, não teria feito intercâmbio pelo Ciências sem Fronteiras, tampouco ingressado na pós-graduação... em suma, definitivamente eu não teria chegado até aqui.

Agradeço à minha namorada Clariana Ferraz Sampaio por todo o apoio, tranquilidade e encorajamento em todas as etapas. Obrigado, meu amor, por ter-me dado forças para não desistir diante das incontáveis adversidades que eu enfrentei e que tanto me prostraram. Obrigado por me fazer tão feliz, tão completo e por acreditar nos meus sonhos, ainda que ser um taxonomista ou um naturalista (como você sabe que assim me vejo) não seja o futuro estável que os pais desejam para os filhos (ou maridos de suas filhas).

Agradeço ao Prof. Dr. Joel Campos de Paula e ao Prof. Dr. Fabiano Salgueiro por suas orientações, pelos suportes diversos e pelas longas discussões científicas no decorrer desses anos. Obrigado por acreditarem nesse “sem noção, megalomaniaco e cabeça dura”. Se nos meus primeiros erros de distração (no começo de minha graduação) vocês não houvessem me dado novas chances, eu não teria persistido em aprender tudo o que eu não sabia por ser tão novato no curso de ciências biológicas. Além disso, Joel, se você não tivesse sido um segundo pai (você sabe o quão crucial foi toda a sua ajuda), talvez eu nem houvesse finalizado a graduação.

Ao Laboratório de Biologia e Taxonomia de Algas (LABIOTAL) e ao Laboratório de Biodiversidade e Evolução Molecular (LABEM) e a todos àqueles que o compuseram durante meu desenvolvimento no mundo acadêmico, incluindo Msc. Juliana Magalhães de Araujo, Msc. Aline Queiroz Caldeira, Msc. Gabriela de Abreu e Lima De Carli, Msc. Rodolfo Gutterres Giordano, Flavia Rivola Cvijak Garcia de Mattos, Amanda Cunha de

Souza Coração, Fernanda de Andréa Oliveira, Msc. Igor Musauer Kessous e Susana Dias de Farias.

À Universidade Federal do Estado do Rio de Janeiro (UNIRIO) pelo transporte concedido para as coletas, pelas várias modalidades de bolsa acadêmica ao longo da graduação (e durante a qual obtive os dados) e ao Programa de Pós-Graduação em Biodiversidade Neotropical, por acreditar na execução deste projeto e me receber como parte do seu corpo docente. À Dr^a Sandra Zorat e ao Herbário Prof. Jorge Pedro Pereira Carauta (HUNI) pela intermediação dos diversos empréstimos recebidos e por abrigar o material coletado.

À Fundação Carlos Chagas Filho de Amparo à pesquisa do Estado do Rio de Janeiro (FAPERJ) pelo suporte financeiro entre os anos de 2011 e 2013 para a realização da parte laboratorial do trabalho e à Coordenação de Aperfeiçoamento de Pessoal de Nível Superior (CAPES) pela bolsa de estudos concedida durante a execução do projeto e pelo constante acesso ao Portal Periódicos CAPES. Ao Conselho Nacional de Desenvolvimento Científico e Tecnológico (CNPq) por ter-me selecionado e me financiado durante os estudos na Universidad de Alicante e no Banco Español de Algas. Eu não tenho como pesar a inquestionável contribuição do Ciência sem Fronteiras no meu amadurecimento científico.

Agradeço a Alexandra Elbakyan, ao Biodiversity Heritage Library, ao Google Books, a Biblioteca Digital del Jardín Botánico de Madrid, a Gallica (Bibliothèque numérique de la Bibliothèque Nationale de France), ao Internet Archive e ao AlgaeBase por me permitirem o acesso à vasta literatura, sem a qual não poderia realizar meu trabalho. Às Dras Maria Teresa Menezes de Széchy e Yocie Yoneshigue-Valentin pelas consultas em suas bibliotecas pessoais e por todas as reflexões sobre *Dictyota*, e também à Dr. Maria Beatriz Barbosa de Barros Barreto pelos conhecimentos nas análises filogenéticas que me transmitiu ao longo dos anos. À Ana Cristina Ferraz Sampaio e Vladimir de Oliveira Sampaio, que por intermédio do Instituto Brasileiro de Línguas, me permitiram retomar os estudos da língua francesa e, assim, ler os primeiros textos sobre *Dictyota* de 1809. À Igreja Batista Itacuruçá que ao longo do difícil ano de 2017 me concedeu cestas básicas que foram essenciais para minha subsistência, sobretudo após o término da bolsa da CAPES.

Por fim, mas não menos importantes, agradeço à Msc. Fábio São Pedro da Silva, Talita Weltri d'Assumpção, Msc. Hanna Carolina Lins Paiva e Msc. Luana Miranda Coutinho por aguentarem meus loooooooooongos desabafos nesses anos.

“L'homme en général ne prend intérêt qu'aux objets qui frappent ses regards, ou qu'il emploie aux divers usages de la vie. Il n'en est pas de même de l'observateur naturaliste: tout est, pour lui, sujet d'étude ou de méditation; et il voit dans le plus petit insecte, dans le moindre lichen, un des anneaux de cette grande chaîne dont il a plu à l'auteur de la nature de lier tous les êtres.”

(Jean Vincent Félix Lamouroux)

“The genus *Dictyota* is a prime example of [...] a taxonomic nightmare”

(Olivier De clerck)

RESUMO

Dictyota J.V. Lamouroux é um gênero de algas pardas que habita ambientes tropicais a temperados quentes, com quase uma centena de espécies ao redor do globo. Apesar de sua importância ecológica e biotecnológica, a taxonomia de *Dictyota* se apresenta como desafio em razão da pouca delimitação de espécies e registros igualmente precários e duvidosos na literatura. No Brasil são reconhecidas 14 espécies de *Dictyota*, sendo a maioria delas já estudada por meio de produtos naturais, enquanto trabalhos taxonômicos e de filogenia molecular são quase inexistentes. Esta dissertação está dividida em capítulos, tendo sido o capítulo um publicado em 2017 no New Zealand Journal of Botany, e o segundo, submetido ao European Journal of Phycology. O capítulo um trata da *D. dichotoma*, espécie-tipo do gênero, que foi comumente aceita como cosmopolita por quase duzentos anos, devido à sua distribuição geográfica imprecisa, como consequência de sua identificação errônea em várias partes do mundo. Fato este, comprovado falso em trabalhos anteriores. A análise filogenética confirmou a ocorrência desta espécie na Argentina, mas não no Brasil. Por meio de análise filogeográfica, e de acordo com as correntes paleoceanográficas, a natureza introduzida de *D. dichotoma* foi indicada na Argentina e na África do Sul. O capítulo dois trata do *status* taxonômico de *D. ciliolata*, *D. menstrualis* e *D. plectens*. Um estudo prévio sugeriu a sinonímia entre esses táxons. Os dados químicos e moleculares do presente estudo e todas as informações disponíveis na literatura suportaram que *D. ciliolata* e *D. menstrualis* são duas espécies diferentes. Como resultado, a sinonímia é injustificável. No entanto, a ausência de mais dados da localidade-tipo de *D. plectens* impede conclusões adicionais sobre seu *status* taxonômico.

Palavras-Chaves: Dictyotaceae, Macroalgas, Espécies exóticas, Biodiversidade.

ABSTRACT

Dictyota J.V. Lamouroux is a brown algae genus that inhabits tropical to warm temperate environments and it has almost a hundred species around the globe. Despite its ecological and biotechnological importance, the taxonomy of *Dictyota* is a challenge due the poor delimitation of species and the equally poor and doubtful records in the literature. In Brazil 14 species of *Dictyota* are recognized, most of them already studied by means of natural products, while studies of taxonomy and molecular phylogenetic are almost nonexistent. This dissertation is divided into chapters, being the chapter one published in 2017 by the New Zealand Journal of Botany, and the second, submitted to the European Journal of Phycology. Chapter one is about the *D. dichotoma*, the type species of the genus, which was commonly accepted as a cosmopolitan species for almost two hundred years because of the inaccurate geographical distribution range as a consequence of its misidentification in several parts of the world. This was proved to be false by previous works. The phylogenetic analysis confirmed the occurrence of this species in Argentina, but not in Brazil. By means of phylogeographical analysis and according to paleoceanographic currents the introduced nature of *D. dichotoma* was indicated in Argentina and South Africa. Chapter two is about the taxonomical status of *D. ciliolata*, *D. menstrualis* and *D. plectens*. Previous study suggested the synonymy between them. The chemical and molecular data from the present study and all available information in the literature supported that *D. ciliolata* and *D. menstrualis* are two different species. As a result, the synonymy is unjustifiable. Nevertheless, the absence of more data from the type locality of *D. plectens* precludes further conclusions about its taxonomical status.

Keywords: Dictyotaceae, Macroalgae, Exotic species, Biodiversity

LISTA DE ILUSTRAÇÕES

Figura 1: Exemplos de problemas taxonômicos de <i>Dictyota</i>	3
Figure 2: Phylogenetic tree based on <i>psbA</i> sequences, presenting a consensus topology estimated by Maximum Likelihood (ML) and Bayesian Inference (BI) analyses	27
Figure 3: Phylogenetic tree based on <i>rbcL</i> sequences, presenting a consensus topology estimated by Maximum Likelihood (ML) and Bayesian Inference (BI) analyses	28
Figure 4: Phylogenetic tree based on <i>nad1</i> sequences, presenting a consensus topology estimated by Maximum Likelihood (ML) and Bayesian Inference (BI) analyses	29
Figure 5: Haplotype diversity of <i>psbA</i> from <i>Dictyota dichotoma</i>	30
Figure 6: Localities where <i>Dictyota</i> has been reported from Argentina	33
Figure 7: Hypothetical biogenetic pathways for <i>Dictyota</i> and <i>Canistrocarpus</i> diterpenes	58
Figure 8: Diterpenes detected from <i>D. ciliolata</i> and <i>D. menstrualis</i> .	64
Figure 9: Phylogenetic tree based on <i>psbA</i> (A) and <i>rbcL</i> (B) sequences, presenting a consensus topology estimated by Maximum Likelihood (ML) and Bayesian Inference (BI) analyses.	65
Figure 10: Phylogenetic tree based on <i>nad1</i> sequences, presenting a consensus topology estimated by Maximum Likelihood (ML) and Bayesian Inference (BI) analyses	66

LISTA DE TABELAS

Tabela 1: Listagem dos táxons de <i>Dictyota</i> J.V. Lamouroux atualmente aceitos no Brasil, com a inclusão de <i>Canistrocarpus</i> De Paula & De Clerck, e seus sinônimos regionais outrora citados na literatura	8
Table 2: Chemotaxonomic Groups of <i>Canistrocarpus</i> and <i>Dictyota</i> species from Brazil	59
Table 3: Diterpenes detected from <i>D. ciliolata</i> and <i>D. menstrualis</i>	63

SUMÁRIO

Resumo	xv
Abstract	xvi
Lista de ilustrações	xvii
Lista de tabelas	xviii
Introdução	1
1 – Sistemática e posição de Dictyotales	1
2 – O gênero <i>Dictyota</i> J.V. Lamouroux	2
3 – Escolha do tema	5
Objetivos	8
Referências bibliográficas	9
Capítulo I - Molecular evidence of the presence of <i>Dictyota dichotoma</i> (Dictyotales: Phaeophyceae) in Argentina based on sequences from mtDNA and cpDNA and a discussion of its possible origin	23
Apêndices do Capítulo I	46
Capítulo II - Chemosystematics and molecular phylogenetics of <i>Dictyota ciliolata</i> (Dictyotales, Ochrophyta) and its taxonomical status	57
Apêndices do Capítulo II	81
Conclusões gerais	85
Anexo	86

INTRODUÇÃO

1. Sistemática e posição de Dictyotales

As algas são importantes produtores primários em todos os tipos de ambientes, desde aquáticos (dulcícolas e marinhos) até terrestres (Oliveira 2003, Marinho-Soriano, Carneiro & Soriano 2009, Nassar 2012). O termo “alga” é artificial, pois abrange organismos de diversas linhagens de procariontes e eucariontes, uni a multicelulares (micro e macroalgas), cujas únicas características em comum são de possuírem clorofila *a* e apresentarem estrutura vegetativa considerada como talo, isto é, um corpo com pouca diferenciação celular ou nenhuma (Lourenço 2006, Neto & Fujii 2016).

As algas pardas (Phaeophyceae, Ochrophyta) pertencem a uma linhagem eucariótica distinta das demais macroalgas (*i.e.* reino Plantae) e são relacionadas à numerosas linhagens uni e pluricelulares, heterotróficas livre-natantes, parasitas ou semelhantes a fungos, sendo seu cloroplasto proveniente de um evento de endossimbiose secundária, ao invés de uma primária, como o das algas verdes e vermelhas (Van den Hoek, Mann & Jahns 1995, De Reviers 2010, Ruggiero *et al.* 2015a,b).

Atualmente são reconhecidas cerca de 2040 espécies de algas pardas distribuídas em 323 gêneros, por sua vez divididos em 4 subclasses (Silberfeld, Rousseau & De Reviers 2014, Guiry 2017). A classe contém organismos quase exclusivamente marinhos (poucas e mal estudadas espécies filamentosas de água doce), bentônicos (fixos ao substrato consolidado ou como epífitas ou endófitas), raros flutuantes, que ocorrem desde a zona superior do mesolitoral até o infralitoral, algumas vezes alcançando grandes profundidades de cerca de 100m (Graham & Wilcox 2000, Lourenço 2006, De Reviers 2010).

A ordem Dictyotales é a terceira mais diversa dentre as algas pardas, possui ampla distribuição ao redor do mundo e significativo papel ecológico (Graham & Wilcox 2000, Bittner *et al.* 2008). Nas áreas tropicais ou subtropicais, caracterizadas por maior diversidade e dominância de macroalgas dos filos Rhodophyta e Chlorophyta, algas da família Dictyotaceae (Dictyotales) e *Sargassum* C. Agardh (Fuciales) são importante componente nas comunidades bentônicas principalmente devido a sua biomassa (Abbott & Hollenberg 2001, Santelices, Bolton & Meneses 2009, Nassar, Pedrini & Nunes 2013, Gallardo 2015). No Brasil, por exemplo, Oliveira-Filho (1977) estimou que as Dictyotales corresponderiam a 51% das espécies de algas pardas do Brasil, sendo a mais importante quanto a biomassa na região nordeste.

As Dictyotales possuem tamanho moderado e são caracterizadas pelo talo laminar parenquimatoso, ereto ou prostrado, foliáceo simples, flabelado ou ramificado em forma de fitas estreitas por fendilhamento irregular ou dicotomia, em um único plano, com nervura central ou não, constituindo um ou vários eixos a partir de uma base espessada e aveluda, fixos ao substrato por rizoides filamentosos basais, às vezes em forma de tufo maciço de rizoides, por estruturas parenquimatosas cilíndricas ou por rizoides ao longo do talo, no casos de exemplares prostrados (Van den Hoek, Mann & Jahns 1995, Graham & Wilcox 2000, Abbott & Hollenberg 2001, Dawes & Mathieson 2008).

A família Dictyotaceae é a única reconhecida para a ordem Dictyotales e compreende 21 gêneros e cerca de 280 espécies (Silberfeld, Rousseau & De Reviers 2014, Guiry 2017). A elevada plasticidade morfológica (típica de algas pardas e fonte de desentendimento entre taxonomistas) é bastante pronunciada em Dictyotales, uma vez que é uma rápida resposta do genótipo a fatores, bióticos e abióticos, capaz de gerar diferentes fenótipos, porém de modo reversível (Beebee & Rowe 2008, Charrier, Bail & De Reviers 2012). As características da família e da ordem são as mesmas (Abbott & Hollenberg 2001, Dawes & Mathieson 2008).

2. O gênero *Dictyota* J.V. Lamouroux

No segundo volume de *Species plantarum*, Lineu reconheceu 14 gêneros de algas, apesar de haver briófitas, líquens e mesmo, animais, nesse total (Papenfuss 1950). Embora não tenha sido o primeiro a perceber a artificialidade dos gêneros de Lineu (Papenfuss 1950, Silva 1980), Lamouroux (1809a,b) transferiu algumas espécies de *Fucus* Linnaeus e *Ulva* Linnaeus para um novo gênero, *Dictyota* (do grego: *Dictyon*, rede, reticulado).

Ao longo do século XIX e do século XX, a circunscrição de suas espécies e o próprio o conceito do gênero *Dictyota* J.V. Lamouroux envolveram uma longa e problemática história taxonômica e nomenclatural. Numerosas descrições de táxons e variedades levaram à, igualmente, numerosas sinonímias, sobretudo com *Dictyota dichotoma* (Hudson) J.V. Lamouroux (Hörnig & Schnetter 1988), havendo também táxons erroneamente atribuídos à essa espécie e posteriormente reconhecidos, como *D. menstrualis* (Hoyt) Schnetter, Hörning & Weber-Peukert (Figura 1A). Além disso, as características utilizadas para distinguir *Dictyota* dos outros gêneros da antiga tribo Dictyoteae (Figura 1B), *Dilophus* J. Agardh, *Glossophora* J. Agardh, *Glossophorella* Nizamuddin & Campbell e *Pachydictyon* J. Agardh, eram compartilhadas entre as espécies desses gêneros em maior ou

menor grau, o que tornava difícil posicionar uma espécie em um gênero ou outro (De Clerck 2003).

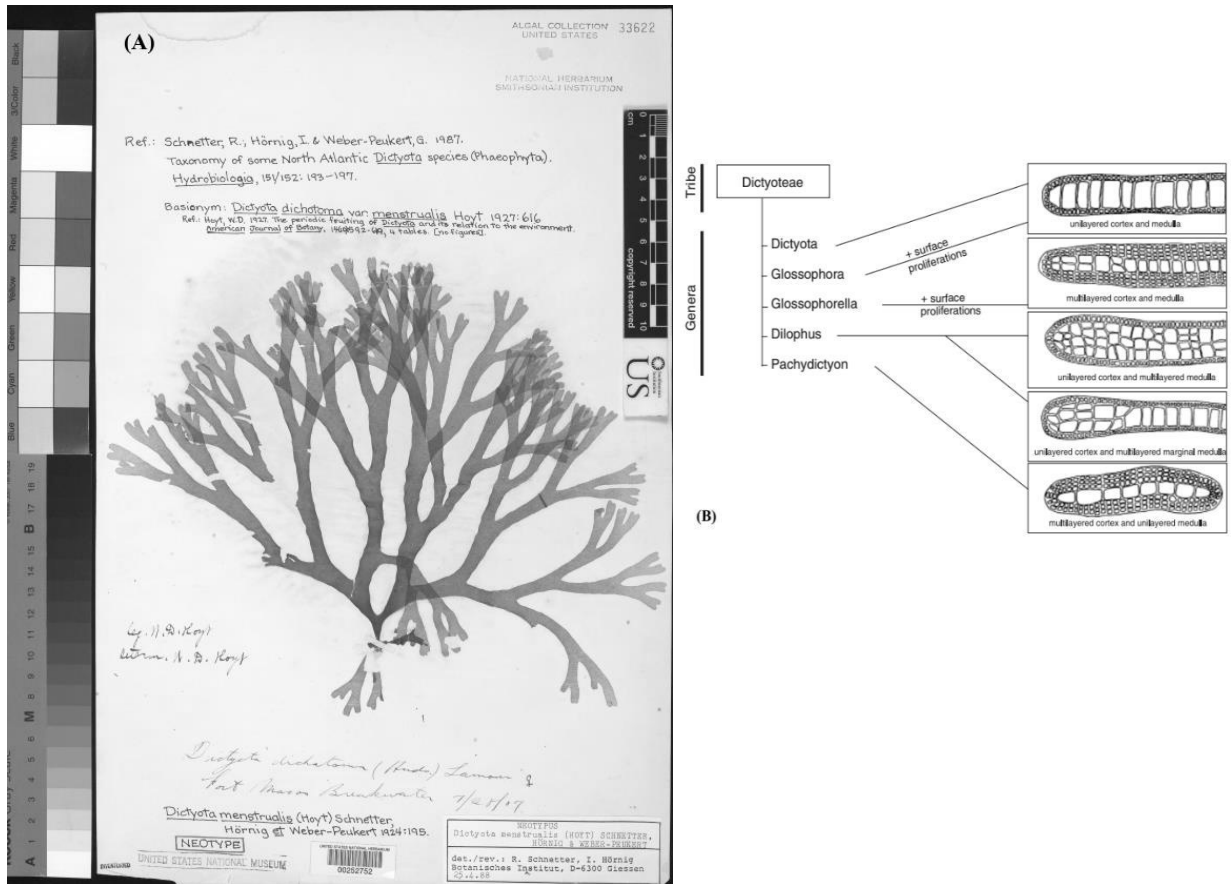


Figura 1: Exemplos de problemas taxonômicos de *Dictyota*. (A) *Dictyota menstrualis*. A intrincada história da espécie é tratada brevemente nos dois capítulos desta dissertação (Imagem do neótipo do táxon enviada pelo Smithsonian Institute). (B) Representação caracteres anteriormente utilizados para diferenciar os gêneros da antiga tribo Dictyoteae (Retirado de De Clerck *et al.* 2006)

A revisão taxonômica de *Dictyota* no final do século XX, com os trabalhos de R. Schnetter e I. Hörnig no Atlântico Norte (Schnetter, Hörnig and Weber-Peukert 1987, Hörnig and Schnetter 1988, Hörnig *et al.* 1992, Hörnig, Schnetter and Prud'homme van Reine 1992), trouxe grandes mudanças no entendimento do gênero. Os autores compilaram toda a informação disponível para a região e introduziram numerosas mudanças taxonômicas baseadas em dados de cultivo, número cromossômico, conteúdo de DNA e morfometria de 18 taxa de *Dictyota* e *Dilophus*, resultando na sinonímia desses gêneros e, inclusive, na descrição de novas espécies.

Entre o final do século XX e o início do século XXI, o desenvolvimento da filogenética molecular ou sistemática molecular, com o advento da técnica da reação em cadeia da polimerase (*Polymerase Chain Reaction* - PCR), permitiu estudar as relações de ancestralidade entre espécies de acordo com os polimorfismos entre sequências de DNA através de algoritmos diversos (Ferreira & Grattapaglia 1995, Beebe & Rowe 2008, Miyaki, Russo & Pereira 2012, Russo, Miyaki & Pereira 2012). Nesse momento foram publicados os três trabalhos iniciais de filogenia molecular mais importantes em Dictyotaceae, Lee & Bae (2002), Hoshina *et al.* (2004) e Kraft *et al.* (2004), que utilizaram o 18S-rDNA (e também o *rbcL*, no caso de Lee & Bae 2002), onde verificaram que *Dictyota* e *Pachydictyon* eram estreitamente relacionados e formavam um clado irmão com *Dilophus*, ao contrário do proposto por Hörnig *et al.* (1992).

Nesse período De Clerck (2003) publicou uma extensa revisão das espécies de *Dictyota* no oceano Índico, após minuciosa re-examinação da literatura e de diversos espécimes de vários herbários. Como resultado, muitos registros de espécies foram considerados duvidosos, dezenas de exemplares foram corretamente determinados e as distribuições de muitas espécies foram alteradas. Por fim, o autor manifestou suas ressalvas na distinção entre os cinco gêneros, uma vez que as características anatômicas utilizadas para diferenciá-los (Figura 1B) eram variáveis demais e observadas, de forma sobreposta, em diversas espécies de gêneros distintos.

Em seguida, Hwang, Kim & Lee (2004) utilizaram os *loci rbcL*, *psaA* e o *psbA* do DNA do cloroplasto (cpDNA) para avaliar o status taxonômico de *Pachydictyon coriaceum* (Holmes) Okamura. Seus resultados posicionaram a espécie entre 2 clados de *Dictyota*, levando à sua transferência para *Dictyota*. Os autores ainda observaram que a *D. coriacea* (Holmes) Wang, Kim & Lee apresentava características morfo-anatômicas de *Dictyota* e *Dilophus*, porém este último gênero aparecia como grupo irmão, assim como observado em trabalhos anteriores (Lee & Bae 2002, Hoshina *et al.* 2004, Kraft *et al.* 2004).

Por meio de uma ampla amostragem de espécies e de análises moleculares baseadas nos genes *rbcL* e 26S-rDNA, e contrariando os autores supracitados, De Clerck *et al.* (2006) concluíram que os gêneros *Dilophus*, *Glossophora*, *Glossophorella* e *Pachydictyon* deveriam ser sinonimizados com o gênero *Dictyota*, visto que ao melhor circunscreverem *Dictyota*, como contendo espécies que apresentam esporângios nus e anterídios circundados por paráfises unicelulares hialinas, foi possível descrever dois novos gêneros: *Canistrocarpus* De Paula & De Clerck (espécies com esporângios circundados por coroa de

células corticais mais altas e anterídios circundados por paráfises multicelulares e pigmentadas) e *Rugulopteryx* De Clerck & Coppejans (espécies com esporângios circundados com coroa de células e anterídios circundados por paráfises unicelulares hialinas, além de apresentarem superfície ondulada). Esses dois gêneros abrangem cerca de uma dezena de espécies que não se agrupavam com as demais de *Dictyota* (Hwang *et al.* 2009, De Clerck *et al.* 2006).

Posteriormente, Tronholm *et al.* (2008, 2010a,b, 2012, 2013) realizaram a revisão de *Dictyota* para o Atlântico nordeste (costas atlânticas da Europa, do Mediterrâneo e da Macaronésia), incluindo novas amostras do Caribe e do Indo-Pacífico, e utilizando os genes 26S-rDNA, *rbcl*, *psbA*, *cox1* e *nad1*. Como resultado das análises moleculares, redefiniram, revalidaram e descreveram novas espécies, incluindo *D. canariensis* (Grunow) Tronholm, *D. cyanoloma* Tronholm, De Clerck, Gómez Garreta & Rull Lluch, *D. cymatophila* Tronholm, M. Sansón & Afonso-Carrillo, *D. pleiakantha* Tronholm e *D. jamaicensis* Taylor.

Por fim, Lozano-Orozco *et al.* (2014, 2015, 2016), utilizando *psbA* e *cox1*, reportaram a ocorrência de *Dictyota canariensis* no Caribe mexicano e descreveram *Dictyota mayae* Lozano-Orozco & Senties, *D. pedrochei* Lozano-Orozco & Senties e *D. chalchicueyecanensis* Lozano-Orozco & Senties.

3. Escolha do tema

No Brasil, *Dictyota* é o gênero de algas pardas mais estudado biotecnologicamente, apesar de não contemplar sua ecologia (Nassar, Pedrini & Nunes 2013, Pedrini 2013), ou mesmo sua taxonomia. Os registros mais antigos do gênero no país estão em trabalhos de ficólogos estrangeiros com materiais coletados esparsa e aleatoriamente por naturalistas e enviados para o exterior (*e.g.* Martius 1828, Martius, Eschweiler & Esenbeck 1833, Greville 1833, Dunal 1833, Montagne 1839, Martens 1870, 1871, Dickie 1874a,b,c,d, Zeller 1876, Möbius 1890, Luetzelburg 1922-23, Schmidt 1924, Howe 1928, Taylor 1930, 1931, Williams & Blomquist 1947).

Apesar do desenvolvimento da ficologia brasileira por pesquisadores nativos a partir da década de 1950 (Joly 1951, Oliveira 1951, Joly 1957), os estudos de *Dictyota* no Brasil foram basicamente inexistentes até o final do século XX, sendo as espécies do gênero apenas mencionadas em trabalhos de flora (*e.g.* Joly 1965, Yoneshigue-Braga 1970, Baptista 1977, Yoneshigue, Boudouresque & Figueiredo 1986, Széchy & Cordeiro-Marino 1991, Berchez & Oliveira 1992) e em trabalhos de dissertação e de tese, não publicados. Oliveira-

Filho (1977) em seu trabalho “Algas marinhas bentônicas do Brasil” apresenta um compilado de todo o conhecido das espécies de algas da costa brasileira até aquele momento, apresentando extenso catálogo de citações, de sinônimas de nomes e de registros duvidosos, inclusive para espécies de *Dictyota*.

No final da década de 1980 começaram a surgir os estudos de quimiotaxonomia de *Dictyota* no Brasil, ainda que em decorrência dos resultados de estudos internacionais contínuos desde a década anterior, cujo objetivo era a descoberta de novos produtos naturais e ensaios biológicos de organismos marinhos (Kelecom 1989). Nesse momento, a literatura de Dictyoteae fora do Brasil já se encontrava bastante extensa, com muitos estudos para *Dictyota* (e.g. Fattorusso *et al.* 1976, Faulkner *et al.* 1977, Amico *et al.* 1980, 1981, Ishitsuka, Kusumi & Kakisawa 1988).

A primeira publicação brasileira com o tema de quimiotaxonomia de Dictyotales foi produzida por Teixeira, Tomassini and Kelecom (1985). Esse estudo se consistiu de uma revisão bibliográfica, em português, e das primeiras considerações sobre a biogênese dos diterpenos (agrupados nos 3 grupos químicos) do grupo quimiotaxonômico *Dictyota* (Fenical 1980), que abrangia *Dictyota*, *Dilophus*, *Pachydictyon*, *Glossophora* e *Spatoglossum*. Pioneiramente, os autores propuseram a utilização dos diterpenos como marcadores taxonômicos de *Dictyota*.

No ano seguinte, Teixeira *et al.* (1986) publicaram o primeiro trabalho de quimiosistemática com material brasileiro a partir de *Canistrocarpus cervicornis* (Kütz.) De Paula & De Clerck (como *D. cervicornis* Kützinger) coletada no Rio de Janeiro (RJ), observando que os produtos encontrados eram conhecidos de *D. divaricata* J.V. Lamouroux e *D. linearis* (C. Agardh) Greville do Japão e do Caribe. Outros produtos identificados de *C. cervicornis* (como *D. cervicornis*) do RJ foram publicados posteriormente (Teixeira, Tomassini & Kelecom 1986).

O uso dos diterpenos como marcadores taxonômicos do grupo *Dictyota* voltou a ser defendido por Kelecom & Teixeira (1986), Teixeira, Kelecom & Gottlieb (1987), Teixeira & Kelecom (1987) e Kelecom (1989), que realizaram as primeiras comparações dos dados químicos conhecidos para algumas espécies.

Esses trabalhos permitiram que Teixeira, Almeida & Kelecom (1990) realizassem uma abordagem quimiosistemática e biogeográfica para *D. dichotoma*, dita como cosmopolita à época, e concluíssem que, do ponto de vista químico, tratava-se de um complexo de espécies morfologicamente semelhantes, porém distintas entre si.

No final do século XX, Dictyotales havia se tornado a ordem mais estudada quimicamente, dentre as algas pardas (Teixeira, Kelecom and Gottlieb 1991, Vallim *et al.* 2005). Destaca-se que no Brasil, apesar de alguns trabalhos fícoquímicos com outros gêneros da família (*e.g.* Fleury, Teixeira And Kelecom 1989, Soares *et al.* 2003, 2016, Teixeira *et al.* 2007, Gama *et al.* 2008, Domingos *et al.* 2012, Salgado *et al.* 2009), o foco dos estudos sempre foi a tribo Dictyoteae em aspectos que abrangiam da quimissistemática à ecologia química e, até mesmo, a biotecnologia (*e.g.* Cavalcanti, Bemfica and Teixeira 1998, Pereira *et al.* 2002, 2017, Barbosa *et al.* 2003, 2007, Freitas *et al.* 2007, De-Paula *et al.* 2001, De Paula *et al.* 2007, Cirne-Santos *et al.* 2006, 2008, Vallim, Teixeira and Pereira 2007, Lira *et al.* 2016, Araujo *et al.* 2017).

Não obstante, estudos taxonômicos focados em *Dictyota* permanecem quase inexistentes diante da gama de outras pesquisas realizadas. Nunes & Paula (2001) merecem ser destacados por estudarem morfologicamente as espécies de *Dictyota* ocorrentes no estado da Bahia, o primeiro estudo taxonômico do gênero no país.

Posteriormente, De Paula *et al.* (2007, 2008) descreveram *D. dolabellana* De Paula, Yoneshigue-Valentin & Teixeira para o estado da Bahia baseado em dados morfológicos e químicos. Por fim, Mesquita *et al.* (2015) publicaram o primeiro estudo combinando química de produtos naturais e biologia molecular para *D. menstrualis* (Hoyt) Schnetter, Hörnig & Weber-Peukert e *D. caribaea* Hörnig & Schnetter do Rio de Janeiro e concluíram que a segunda espécie não ocorreria no estado.

Atualmente são reconhecidas um total de 14 espécies de *Dictyota* no Brasil (Széchy & De Paula 2015), embora alguns precisem ser estudados mais detalhadamente para confirmação, como *Dictyota cuneata* Dickie; além disso, o número de nomes citados na literatura é maior do que os reconhecidos atualmente (Tabela 1), devido à, em sua maioria, se tornarem sinônimos dos nomes correntemente aceitos. O gênero possui ampla distribuição no país e, segundo a literatura, ocorre do Maranhão ao Rio Grande ao Sul (Nunes *et al.* 2013), apesar da maioria das espécies, entretanto, não possuir distribuição tão ampla (Széchy & De Paula 2015).

Tabela 1: Listagem dos táxons de *Dictyota* J.V. Lamouroux atualmente aceitos no Brasil, com a inclusão de *Canistrocarpus* De Paula & De Clerck, e seus sinônimos regionais outrora citados na literatura

Táxons atualmente aceitos para o Brasil	Sinônimos regionais citados na literatura
<i>Dictyota bartayresiana</i> J.V. Lamouroux	<i>Dictyota bartayresii</i> J.V. Lamouroux
<i>Dictyota caribaea</i> Hörnig & Schnetter*	<i>Dictyota indica</i> Sonder ex Kützing
<i>Dictyota ciliolata</i> O.G. Sond. ex Kütz.	<i>Dictyota ciliata</i> J. Agardh
<i>Dictyota crenulata</i> J. Agardh*	<i>Dictyota bartayresiana</i> var. <i>denticulata</i> Kützing
	<i>Dictyota ciliolata</i> var. <i>bermudensis</i> Taylor
<i>Dictyota dolabellana</i> J.C. De Paula, Yoneshigue-Valentin & V.L. Teixeira	
<i>Dictyota friabilis</i> Setchell	<i>Dictyota pfaffii</i> Schnetter
<i>Dictyota guineensis</i> (Kütz.) P. Crouan & H. Crouan	<i>Dictyota antiqua</i> Sonder ex Kützing
<i>Dictyota implexa</i> (Desf.) J.V. Lamouroux*	
<i>Dictyota jamaicensis</i> W.R. Taylor	
<i>Dictyota menstrualis</i> (Hoyt) Schnetter, Hörnig & Weber-Peukert	<i>Dictyota dichotoma</i> (Hudson) J.V. Lamouroux
	<i>Dictyota dichotoma</i> var. <i>intricata</i> (C. Agardh) Greville
<i>Dictyota mertensii</i> (Martius) Kützing	<i>Dictyota brongniartii</i> J. Agardh
	<i>Dictyota dentata</i> J.V. Lamouroux
	<i>Dictyota dentata</i> f. <i>intermedia</i> Schmidt
	<i>Dictyota dentata</i> f. <i>mertensii</i> (Martius) Schmidt
<i>Dictyota pinnatifida</i> Kützing	<i>Dictyota alternans</i> (J. Agardh) Hörnig, Schnetter & Prud'homme van Reine
<i>Dictyota pulchella</i> Hörnig & Schnetter	<i>Dictyota divaricata</i> J.V. Lamouroux
	<i>Dictyota linearis</i> (C. Agardh) Greville
<i>Dictyota spiralis</i> Montagne*	
<i>Dictyota cuneata</i> Dickie*	
<i>Canistrocarpus cervicornis</i> (Kützing) De Paula & De Clerck	<i>Dictyota cervicornis</i> Kützing
	<i>Dictyota fasciola</i> (Roth) J.V. Lamouroux
	<i>Dictyota pardalis</i> Kützing
	<i>Dictyota volubilis</i> Kützing
<i>Canistrocarpus crispatus</i> (J.V. Lamouroux) De Paula & De Clerck	<i>Dictyota crispata</i> J.V. Lamouroux

*Táxons de ocorrência duvidosa pendentes de estudos detalhados

OBJETIVOS

- Estudar espécimes morfológicamente semelhantes à *Dictyota dichotoma* do Brasil e Argentina para assegurar seu *status* taxonômico e formular uma hipótese para sua origem e distribuição;
- Avaliar se a coespecificidade entre *D. ciliolata* e *D. menstrualis* proposta na literatura é sustentada à luz de novos dados de biologia molecular e produtos naturais.

REFERÊNCIAS BIBLIOGRÁFICAS

- Abbott, Isabella A., and George J. Hollenberg. 2001. *Marine algae of California*. Stanford: Stanford University Press.
- Amico, V., G. Oriente, M. Piattelli, C. Tringali, E. Fattorusso, S. Magno, and L. Mayol. 1980. “Diterpenes based on the dolabellane skeleton from *Dictyota Dichotoma*”. *Tetrahedron* 36 (10): 1409-1414
- Amico, Vincenzo, Rosario Currenti, Giovanna Oriente, Mario Piattelli, and Corrado tringali. 1981. “18-Hydroxy-3,7-dolabelladiene from the brown alga, *Dictyota dichotoma*”. *Phytochemistry* 20 (4): 848-849
- Araujo, Juliana M., Marcelo Raul Romero Tappin, Rafael da Rocha Fortes, Erick Alves Pereira Lopes-Filho, Fabiano Salgueiro, and Joel Campos De Paula. 2017. “Chemodiversity of the brown algae *Canistrocarpus cervicornis* (Dictyotaceae, Phaeophyceae) in tropical and subtropical populations along the southwestern Atlantic coast of Brazil”. *Journal of Applied Phycology* <https://doi.org/10.1007/s10811-017-1249-5>
- Baptista, Luís Rios de Moura. 1977. “Flora ilustrada do Rio Grande do Sul. Flora marinha de Torres”. *Boletim do Instituto de Biociências (série Botânica), Porto Alegre*, 37 (7): 1-246.
- Barbosa, Jussara P., Betriz G. Fleury, Bernardo A. P. da Gama, Valéria L. Teixeira, and Renato C. Pereira. 2007. “Natural products as antifoulants in a brazilian brown alga *Dictyota pfaffii* (Phaeophyta, Dictyotales)”. *Biochemical Systematics and Ecology* 37: 549-553.
- Barbosa, Jussara P., Valéria Laneuville Teixeira, Roberto Villaça, Renato Crespo Pereira, Juliana Lourenço Abrantes, and Izabel Christina Palmer da Paixão Frugulhetti. 2003. “A dolabellane diterpene from the Brazilian brown alga *Dictyota pfaffii*”. *Biochemical Systematic and Ecology* 31: 1451–1453.
- Beebee, Trevor, and Graham Rowe. 2008. *An introduction to molecular ecology*. 2nd edition. New York: Oxford University Press.
- Berchez, Flávio A.S., and Eurico C. de Oliveira. 1992. “Temporal changes in the benthic marine flora of Baía de Santos, SP, Brazil, over the last four decades”. In *Algae and Environment: A general Approach*, edited by Marilza Cordeiro-Marino, Maria Teresa de Paiva Azevedo, Célia Leite Sant’Anna, Noemi Yamaguishi Tomita, and Estela Maria Plastino, 120-131. São Paulo: Sociedade Brasileira de Ficologia.

- Bittner, L., C.E. Payri, A. Couloux, B. De Reviers, and F. Rousseau. 2008. "Molecular Phylogeny of the Dictyotales and their position within the Phaeophyceae, based on nuclear, plastid and mitochondrial DNA sequence data". *Molecular Phylogenetics and Evolution*. 49: 211-226.
- Cavalcanti, D.N., Bemfica, R.C., and Teixeira, V.L. 1998. "Chemotaxonomy of Dictyotales (Phaeophyta) 7: chemical similarity among populations of *Dictyota*". In *Anais do IV congresso latino-americano, II reunião Ibero-Americana, VII Reunião brasileira de ficologia, 1996*. Vol. II, edited by Édson J. de Paula, Marilza Cordeiro-Marino, Diclá P. Santos, Estela Maria Plastino, Mutue T. Fujii, and Nair Yokoya, 245-256. São Paulo: Sociedade Ficológica da América Latina e Caribe/Sociedade Brasileira de Ficologia.
- Charrier, Bénédicte, Aude Le Bail, and Bruno de Reviers. 2012. "Plant Proteus: brown algal morphological plasticity and underlying developmental mechanisms". *Trends in Plant Science* 17 (8): 468-477
- Cirne-Santos, Claudio C., Thiago Moreno L. Souza, Valéria L. Teixeira, Carlos Frederico L. Fontes, Moacyr A. Rebello, Luiz Roberto R. Castello-Branco, Celina M. Abreu *et al.* 2008. "The dolabellane diterpene Dolabelladienetriol is a typical noncompetitive inhibitor of HIV-1 reverse transcriptase enzyme". *Antiviral Research* 77: 64-71.
- Dawes, Clinton J., and Arthur C. Mathieson. 2008. *The Seaweeds of Florida*. Gainesville: University Press of Florida.
- De Clerck, Oliver. 2003. *The Genus Dictyota in the Indian Ocean*. Opera Botánica Belgica 13. Meise: National Botanic Garden of Belgium
- De Clerck, Olivier, Frederik Leliaert, Heroen Verbruggen, Christopher E. Lane, Joel Campos De Paula, Dioli Ann Payo, and Eric Coppejans. 2006. "A revised classification of the Dictyoteae (Dictyotales, Phaeophyceae) based on *rbcL* and 26s ribosomal DNA sequence analyses". *Journal of Phycology* 42: 1271-1288.
- De Paula, Joel C., Ludmila Bomeny Bueno, Izabel Christina de Palmer Paixão Frugulhetti, Yocie Yoneshigue-Valentin, and Valéria Laneuville Teixeira. 2007. "*Dictyota dolabellana* sp. nov. (Dictyotaceae, Phaeophyceae) based on morphological and chemical data". *Botanica Marina* 50: 288-293
- De Paula, Joel C., Ludmila Bomeny Bueno, Izabel Christina de Palmer Paixão Frugulhetti, Yocie Yoneshigue-Valentin, and Valéria Laneuville Teixeira. (2008). "*Dictyota*

- dolabellana* sp. nov. (Dictyotaceae, Phaeophyceae) based on morphological and chemical data; Bot Mar 50:288- 293 (Corrigendum)". *Botanica Marina* 51:159
- De Reviers, Bruno. 2010. "Natureza e posição das "Algas" na árvore filogenética do mundo vivo". In *Algas: uma Abordagem Filogenética, Taxonômica e Ecológica*, edited by Iara Maria Franceschini, Ana Luiza Burliga, Bruno de Reviers, Sahima Hamlaoui, and João Fernando Prado, 19-57. Porto Alegre: Artmed
- De-Paula, Joel C., Alexandre de Gusmão Pedrini, Mauro Dupheim Pinheiro, Renato Crespo Pereira, and Valéria Laneuville Teixeira. 2001. "Chemical similarity between the brown algae *Dictyota cervicornis* and *D. pardalis* (Dictyotales, Phaeophyta)". *Biochemical Systematic and Ecology* 29: 425-427.
- Dickie, George. 1874a. "Enumeration of the algae collected at St. Paul's Rocks by H.N. Moseley, M.A., naturalist to H.M.S. "Challenger"". *Journal of the Linnean Society of London, Botany* 14: 355-359
- Dickie, George. 1874b. "Enumeration of algae from Fernando de Noronha, collected by H.N. Moseley, M.A., naturalist to H.M.S. "Challenger"". *Journal of the Linnean Society of London, Botany* 14: 363-365
- Dickie, George. 1874c. "Enumeration of algae from 30 fathoms, at Barra Grande, near Pernambuco, Brazil, collected by H.N. Moseley, M.A., naturalist to H.M.S. "Challenger"". *Journal of the Linnean Society of London, Botany* 14: 375-376.
- Dickie, George. 1874d. "Enumeration of algae from Bahía, collected by H. N. Moseley, M.A., naturalist to H. M. S. "Challenger"". *Journal of the Linnean Society of London, Botany* 14: 377
- Domingos, Thaisa F.S., Fredy A. Ortiz-Ramírez, Roberto C. Villaça, Diana N. Cavalcanti, Eladio F. Sanchez, Valéria L. Teixeira, André Lopes Fuly. 2012. "Inhibitory effect of a Brazilian marine brown alga *Spatoglossum schröderi* on biological activities of *Lachesis muta* snake venom". *Revista Brasileira de Farmacognosia* 22: 741-747.
- Dunal, Félix. 1833. "Voyage dans le District des Diamans et sur le litoral du Brésil" par M. Auguste de Saint-Hillaire, membre de l'Académie des sciences, etc. 2 vol. In-8° - Paris, Gide, 1833". *Archives de Botanique* 2:444-456
- Fattorusso, Ernesto, Silvana Magno, Luciano Mayol, Ciro Santacroce, Donato Sica, Vincenzo Amico, Giovanna Oriente *et al.* 1976. "Dictyol A and B, two novel

- diterpene alcohols from the brown alga *Dictyota dichotoma*". *Journal of the Chemical Society, Chemical Communications* 575-576
- Faulkner, D. John, B.N. Ravi, Janet Finer, and Jon Clardy. 1977. "Diterpenes from *Dictyota Dichotoma*". *Phytochemistry* 16 (7): 991-993
- Fenical, William. 1980. "Distributional and taxonomic features of toxin-producing marine algae". In *Pacific Seaweed Aquaculture*, edited by Isabella A. Abbott, Michael S. Foster, and Louise F. Ecklund, 144–151. La Jolla: The California Sea Grant College Program,
- Ferreira, Márcio E., and Dario Grattapaglia. 1995. *Introdução ao uso de marcadores RAPD e RFLP em análise genética*. Brasília: EMBRAPA-SENARGEM
- Fleury, Beatriz G., Valéria Laneuville Teixeira, and Alphonse Kelecom. 1989. "Chemotaxonomy of Dictyotales (Phaeophyta) 3. The *Dictyopteris* and *Taonia* groups". *Ínsula (Florianópolis)*, 19: 271-288.
- Freitas, Odinéia S.P., Aline Santos de Oliveira, Joel Campos De-Paula, Renato Crespo Pereira, Diana Negrão Cavalcanti, and Valéria Laneuville Teixeira. 2007. "Chemical variation in the diterpenes from the Brazilian brown alga *Dictyota mertensii* (Dictyotaceae, Phaeophyta)". *Natural Products Communications* 2: 13-15.
- Gallardo, Tomás. 2015. "Marine Algae: General Aspects (Biology, Systematics, Field and Laboratory Techniques)". In *Marine Algae: Biodiversity, Taxonomy, Environmental Assessment, and Biotechnology*, edited by Leonel Pereira and João M. Neto, 1-67. Boca Raton: CRC Press.
- Gama, Bernardo A.P., Ana G.V. Carvalho, Kerstin Weidner, Angélica R. Soares, Ricardo Coutinho, Beatriz G. Fleury, Valéria L. Teixeira, and Renato Crespo Pereira. 2008. "Antifouling activity of natural products from Brazilian seaweeds". *Botanica Marina* 51: 191-201.
- Graham, Linda E., and Lee W. Wilcox. 2000. *Algae*. Upper Saddle River: Prentice-Hall.
- Greville, Robert K. 1833. ["Algae"]. In *Voyage dans le district des Diamans et sur le littoral du Brésil: suivi de notes sur quelques plantes caractéristiques et d'un précis de l'histoire des révolutions de l'empire brésilien depuis le commencement du règne de Jean VI jusqu'à l'abdication de D. Pedro*. Tome Second, edited by Auguste de Saint-Hilaire 423-424, 436, 447-450. Paris: A. Bertrand

- Guiry, M.D. 2017. "AlgaeBase". World-wide electronic publication, National University of Ireland, Galway, edited by M.D. Guiry, and G.M. Guiry. Accessed 28 July, 2017. <http://www.algaebase.org>;
- Hörnig, Ingrid, and Reinhard Schnetter. 1988. "Notes on *Dictyota dichotoma*, *D. menstrualis*, *D. indica* and *D. pulchella* spec. nova (Phaeophyta)". *Phyton* 28 (2): 277-291
- Hörnig, I., R. Schnetter, and W.F. Prud'homme van Reine. 1992. "The genus *Dictyota* (Phaeophyceae) in the North Atlantic. II. Key to the species". *Nova Hedwigia* 54 (3-4): 397-402.
- Hörnig, I., R. Schnetter, W.F. Prud'homme van Reine, E. Coppejans, K. Achenbach-Wege, and J.M. Over. 1992. "The genus *Dictyota* (Phaeophyceae) in the North Atlantic. I. A New generic concept and new species". *Nova Hedwigia* 54 (1-2): 45-62
- Hoshina, Ryo, Kazukiyo Hasegawa, Jiro Tanaka, and Yoshiaki Hara. 2004. "Molecular phylogeny of the Dictyotaceae (Phaeophyceae) with Emphasis on their morphology and its taxonomic implication". *The Japanese Journal of Phycology* 52 (Supplement): 189-194.
- Howe, Marshall A. 1928. "Notes on some marine algae from Brazil and Barbados". *Journal of the Washington Academy of Science* 18: 186-194
- Hwang, Il-Ki, Hyung-Seop Kim, and Wook Jae Lee. 2004." Evidence for taxonomic status of *Pachydictyon coriaceum* (Holmes) Okamura (Dictyotales, Phaeophyceae) based on morphology and plastid protein coding *rbcL*, *psaA* and *psbA* gene sequences". *Algae* 19:175-90.
- Hwang, Il-Ki, Wook Jae Lee, Hyung-Seop Kim, and Olivier De Clerck. 2009. "Taxonomic reappraisal of *Dilophus okamurae* (Dictyotales, Phaeophyta) from the Western Pacific Ocean". *Phycologia* 48: 1-12.
- Ishitsuka, Midori O., Takenori Kusumi, and Hiroshi Kakisawa. 1988. "Antitumor xenicane and norxicane lactones from the brown alga *Dictyota dichotoma*". *The Journal of Organic Chemistry* 53: 5010-5013
- Joly, Aylthon B.. 1965. "Flora Marinha do litoral norte do estado de São Paulo e regiões circunvizinhas". *Separata do Boletim n°294. Faculdade de Filosofia, Ciências e Letras da USP. Botânica*, 21.
- Joly, Aylthon B.. 1951. "Contribuição para o conhecimento da flora algológica marinha do Estado do Paraná". *Boletim do Instituto Oceanográfico* 2: 125-138.

- Joly, Aylthon B.. 1957. “Contribuição ao conhecimento da flora ficológica marinha da Baía de Santos e Arredores”. *Boletim da Faculdade de Filosofia, Ciências e Letras da Universidade de São Paulo, Botânica* 14: 3-199
- Kelecom, Alphonse, and Valéria Laneuville Teixeira. 1986. “Diterpenes of marine brown algae of the family Dictyotaceae: their possible role as defense compounds and their use in chemotaxonomy”. *Science of The Total Environment* 58: 109-115.
- Kelecom, Alphonse. 1989. “Quimiosistemática de organismos marinhos. A infância de uma nova disciplina”. *Ínsula, Florianópolis*, 19 (supl): 35-50.
- Kraft, Gerald T., Gary W. Saunders, Isabella A. Abbott, and Ricardo J. Haroun. 2004. “A uniquely calcified brown alga from Hawaii: *Newhousia imbricata* gen. et sp. nov. (Dictyotales, Phaophyceae)”. *Journal of Phycology* 40: 383-94
- Lamouroux. 1809. “Exposition des caractères du genre *Dictyota*, et tableau des espèces qu'il referme”. *Journal de Botanique (Desvaux)* 2: 38-44.
- Lamouroux. 1809. “Observations sur la physiologie des algues marines, et description de cinq nouveaux genres de cette famille”. *Nouveau Bulletin des Sciences, par la Société Philomathique de Paris* 1: 330-333, fig. 2, pl. 6
- Lee, W.J., and K.S. Bae. 2002. “Phylogenetic relationships among several genera of Dictyotaceae (Dictyotales, Phaeophyceae) based on 18S rRNA and partial *rbcL* gene sequences”. *Marine Biology* 140: 1107-15.
- Lira, Marie-Luce Flores, Raphaela Lopes, Alex Portes Gomes, Gabrielle Barcellos, Maurício Verícimo, Kelvin Osako, Fredy Augusto Ortiz-Ramirez *et al.* 2016. “Anti-leishmanial activity of Brazilian green, brown, and red algae”. *Journal of Applied Phycology* 28: 591–598
- Lourenço, Sérgio O. 2006. *Cultivo de Microalgas Marinhas: Princípios e Aplicações*. São Carlos: Rima
- Lozano-Orozco, Jorge G., Abel Senties, Olivier De Clerck, Kurt M. Dreckmann, and Jhoana Díaz-Larrea. 2015. “Two new species of the genus *Dictyota* (Phaeophyceae: Dictyotales) from the Mexican Caribbean”. *American Journal of Plant Sciences* 6: 2492-2501
- Lozano-Orozco, Jorge G., Abel Senties, Jhoana Díaz-Larrea, Francisco F. Pedroche, and Olivier de Clerck. 2014. “The occurrence of *Dictyota canariensis* (Dictyotales, Phaeophyceae) in the Gulf of Mexico”. *Botanica Marina* 57(5): 359–365.

- Lozano-Orozco, Jorge G., Abel Sentíes, Francisco F. Pedroche, Jhoana Díaz-Larrea. 2016. “*Dictyota chalcicueyecanensis* sp. nov. (Dictyotales, Phaeophyceae) en el Golfo de México: evidencias moleculares y morfológicas”. *Hidrobiologica* 26(2): 225-231
- Luetzelburg, Phillip (1922-1923). *Estudo botânico do Nordeste*. Rio de Janeiro: Inspectoria Federal de Obras contra as Secas. Vol. 1, 108; vol. 2, 126; vol. 3, 283.
- Marinho-Soriano Eliane, Marcella A. do A. Carneiro, and Jean-Paul Soriano. 2009. *Manual de identificação das macroalgas marinhas do litoral do Rio Grande do Norte*. Natal: EDUFRN - Editora da UFRN.
- Martens, Georgio. 1870. “Conspectus algarum Brasiliae hactenus detectarum”. *Vidensk. Meddr dansk naturh. Foren., Kjöbenhavn* 1869 (18-20): 297-314
- Martens, G. 1871. “Algae brasiliensis circa Rio de Janeiro a cl. A. Glaziou, horti publici direttore, botanico indefesso, annis 1869 et 1870 collectae”. *Vidensk. Meddr dansk naturh. Foren., Kjöbenhavn* 1871(8-10): 144-148
- Martius, Eschweiler, Nees ab Esenbeck. 1833. *Flora Brasiliensis; seu Enumeratio plantarum in Brasilia tam sua sponte quam accedente cultura provenientium, quas in itinere auspiciis Maximiliani Josephi I. Bavariae regis annis 1817-1820 peracto collegit, partim descripsit; alias a Maximiliano seren. Principe Widensi, sellovio aliisque advectas addidit*. Vol. 1. Stuttgartiae et Tubingen: Sumptibus J.G. Cottae
- Martius, Carol. Frederic. Philip. 1828. *Icones plantarum cryptogamicarum quas in itinere annis mdcccxvii-mdcccxx per Brasiliam jussu et auspiciis Maximiliani Josephi I. Bavariae regis augustissimi instituto collegit et descripsit*. fasc. 1. Monachii: impensis auctoris.
- Mesquita, Michelle Marchezan Farias, Ana Luísa de Queiroz Baddini, Annibal Duarte Pereira Netto, Juliana Magalhães de Araujo, Fabiano Salgueiro, Erick Alves Pereira Lopes-Filho, Joel Campos de Paula *et al.* 2015. “Chemical similarity between *Dictyota caribaea* and *Dictyota menstrualis* (Dictyotaceae, Phaeophyceae) from the coast of Rio de Janeiro, Brazil”. *Biochemical Systematics and Ecology* 58: 97-101
- Miyaki, Cristina Yumi, Cláudia A. de Moraes Russo, and Sérgio Luiz Pereira. 2012. “Reconstrução Filogenética: Introdução e o método da parcimônia”. In *Biologia Molecular e Evolução*, edited by Sergio Russo Matioli, and Flora M.C. Fernandes, 113-122. 2ª ed. Ribeirão Preto: Editora Holos/Sociedade Brasileira de genética.
- Möbius. 1890. “Algae brasiliensis a cl. Dr. Glaziou collectae”. *Notarisia* 5: 1065-1090

- Montagne, C. 1839. "Cryptogamae brasiliensis seu plantae cellulares quas in itinere per Brasiliam a celeb. August de Saint-Hilaire collectas recensuit observationibusque nonnullis illustravit". *Annales des sciences naturelles, second série, Paris*, 12: 42-55
- Nassar, Cristina. 2012. *Macroalgas marinhas do Brasil: Guia de Campo das principais espécies*. Rio de Janeiro: Technical Books Editora.
- Nassar, Cristina Aparecida, Alexandre Gusmão Pedrini, and José Marcos de Castro Nunes. 2013. "Características Gerais das algas pardas". In *Macroalgas (Ocrófitas multicelulares) marinhas do Brasil. Série Flora Marinha do Brasil vol 3*, edited by Alexandre Gusmão Pedrini, 35-52. Rio de Janeiro: Technical Books Editora.
- Neto, Julio Avanzo, and Mutue Toyota Fujii. 2016. *Guia ilustrado de identificação e utilização de algas marinhas bentônicas do estado de São Paulo*. São Paulo: Editora Rima.
- Nunes José Marcos de Castro, Bianca Vera Marins, Luciane Cristina Ouriques, Manuela Bernardes Batista, Maria Teresa Menezes Széchy, Neilton Argolo Andrade, Noele Privato Arantes *et al.* TA. 2013. "Taxonomia das algas pardas marinhas: Descrições e ilustrações dos gêneros". In *Macroalgas (Ocrófitas multicelulares) marinhas do Brasil. Série Flora Marinha do Brasil vol 3*, edited by Alexandre Gusmão Pedrini, 71-122. Rio de Janeiro: Technical Books Editora.
- Nunes, José Marcos de Castro, and Paula, Édson José. 2001. "O Gênero *Dictyota* Lamouroux (Dictyotaceae – Phaeophyta) no litoral do estado da Bahia, Brasil". *Acta Botanica Malacitana* 26: 5-18.
- Oliveira. Eurico Cabral. 2003. *Introdução à Biologia Vegetal*. 2ª ed. São Paulo: Editora da Universidade de São Paulo
- Oliveira Filho, Eurico Cabral. 1977. "Algas marinhas bentônicas do Brasil". Tese de livre docência. Universidade de São Paulo.
- Oliveira, Lejeune P.H. 1951. "Nota prévia sobre a fauna e a flora marinha bentônica da Ilha da Trindade". *Memórias do Instituto Oswaldo Cruz* 49: 443-456
- Papenfuss, George F. 1950. "Review of the genera of algae described by Stackhouse". *Hydrobiologia* 2: 181-208.
- Pedrini, Alexandre de Gusmão. 2013. "Importância socioambiental das algas pardas marinhas". In *Macroalgas (Ocrófitas multicelulares) marinhas do Brasil. Série*

- Flora Marinha do Brasil vol 3*, edited by Alexandre Gusmão Pedrini, 53-63. Rio de Janeiro: Technical Books Editora.
- Pereira, R.C., M.D. Pinheiro, V.L. Teixeira, B.A.P. Gama. 2002. "Feeding preference of the endemic gastropod *Astraea latispina* in relation to chemical defenses of Brazilian tropical seaweeds". *Brazilian Journal of Biology* 62(1): 33-40.
- Pereira, Rebeca, André Lourenço, Luciana Terra, Paula Abreu, Valéria Laneuville Teixeira, Helena Castro. 2017. "Marine Diterpenes: Molecular Modeling of Thrombin Inhibitors with Potential Biotechnological Application as an Antithrombotic". *Marine Drugs* 15: 79.
- Ruggiero, Michael A., Dennis P. Gordon, Thomas M. Orrell, Nicolas Bailly, Thierry Bourgoïn, Richard C. Brusca *et al.* 2015a. "A Higher Level Classification of All Living Organisms". *PLoS ONE* 10(4): e0119248. doi.org/10.1371/journal.pone.0119248
- Ruggiero, Michael A., Dennis P. Gordon, Thomas M. Orrell, Nicolas Bailly, Thierry Bourgoïn, Richard C. Brusca *et al.* 2015b. "Correction: A Higher Level Classification of All Living Organisms". *PLoS ONE* 10(6): e0130114. doi:10.1371/journal.pone.0130114
- Russo, Cláudia A. de Moraes, Cristina Yumi Miyaki, Sergio Luiz Pereira. 2012. "Reconstrução Filogenética: métodos geométricos". In *Biologia Molecular e Evolução*, edited by Sergio Russo Matioli, and Flora M.C. Fernandes, 123-132. 2^a ed. Ribeirão Preto: Editora Holos/Sociedade Brasileira de genética
- Salgado, Leonardo Tavares, Leonardo Paes Cinelli, Nathan Bessa Viana, Rodrigo Tomazetto de Carvalho, Paulo Antônio de Souza Mourão, Valéria Laneuville Teixeira *et al.* 2009. "A vanadium bromoperoxidase catalyzes the formation of high-molecular-weight complexes between brown algal phenolic substances and alginates". *Journal of Phycology* 45: 193-202
- Santelices, Bernabé, John J. Bolton, and Isabel Meneses. 2009. "Marine algal communities". In *Marine macroecology*, edited by Jon D. Whitman, and Kaustuv Roy, 153-192. Chicago: Chicago University Press.
- Cirne-Santos, Claudio Cesar, Valéria L. Teixeira, Luiz Carlos Castello-Branco, Izabel C.P.P. Frugulhetti, and Dumith Chequer Bou-Habib. 2006. "Inhibition of HIV-1 replication in human primary cells by triol, a diterpene isolated from the marine alga *Dictyota pfaffii*". *Planta Medica*, 72 (4): 295-299

- Schmidt, Otto Chr. 1924. “Meeresalgen der Sammlung v. Luetzelburg aus Brasilien”. *Hedwigia* 65: 85-100
- Schnetter, Reinhard, Ingrid Hörnig, and Gisela Weber-Peukert. 1987. “Taxonomy of some North Atlantic *Dictyota* species (Phaeophyta)”. *Hydrobiologia* 151/152: 193-197
- Silberfeld, Thomas, Jessica W. Leigh, Heroen Verbruggen, Corine Cruaud, Bruno de Reviers, and Florence Rousseau. 2010. “A multi-locus time-calibrated phylogeny of the brown algae (Heterokonta, Ochrophyta, Phaeophyceae): Investigating the evolutionary nature of the “Brown Algal Crown Radiation”. *Molecular Phylogenetics and Evolution* 56: 659–674
- Silberfeld, Thomas, Florence Rousseau, and Bruno de Reviers. 2014. “An Updated Classification of Brown Algae (Ochrophyta, Phaeophyceae)”. *Cryptogamie, Algologie*, 35(2):117-156.
- Silva, Paul C. 1980. “Names of classes and families of living algae: with special reference to their use in the Index Nominum Genericorum (Plantarum)”. *Regnum Vegetabile* 103: 1-156
- Soares, Angélica Ribeiro, Valéria Laneuville Teixeira, Renato Crespo Pereira, and Roberto Villaça. 2003. “Variation on diterpene production by the Brazilian alga *Styopodium zonale* (Dictyotales, Phaeophyta)”. *Biochemical Systematics and Ecology* 31 (11): 1347-1350
- Soares, Deivid Costa, Marcella Macedo Szlachta, Valéria Laneuville Teixeira, Angélica Ribeiro Soares, and Elvira Maria Saraiva. 2016. The brown alga *Styopodium zonale* (Dictyotaceae): A potential source of anti-Leishmania drugs. *Marine Drugs* 14: 163.
- Széchy, Maria Teresa Menezes, and Marilza Cordeiro-Marino. 1991. “Feofíceas do Litoral Norte do Estado do Rio de Janeiro, Brasil”. *Hoehnea* 18(1): 205-241
- Széchy, Maria Teresa Menezes, and Joel Campos de Paula. 2015. “Phaeophyceae”. Lista de Espécies da Flora do Brasil. Jardim Botânico do Rio de Janeiro. Accessed Dec 29, 2015. <http://floradobrasil.jbrj.gov.br/jabot/floradobrasil/FB99411>
- Taylor, Wm. Randolph. 1931. “A synopsis of the marine algae of Brazil”. *Revue Algologique* 5(3-4): 1-35
- Taylor, Wm. Randolph. 1930. “Algae collected by the "Hassler", "Albatross" and Schmitt expeditions. I. Marine algae from Brazil”. *American Journal of Botany* 17: 627-634

- Teixeira, Valeria Laneuville, Sergio Antonio da Silva Almeida, and Alphonse Kelecom. 1990. "Chemosystematic and biogeographic studies of the diterpenes from the marine brown alga *Dictyota dichotoma*". *Biochemical Systematics and Ecology* 18 (2/): 87-92.
- Teixeira, Valéria Laneuville, Therezinha Tomassini, Beatriz Grosso Fleury, and Alphonse Kelecom. 1986. "Dolastane and secodolastane diterpenes from the marine brown alga, *Dictyota cericornis*". *Journal of Natural Products* 49(4): 570-575.
- Teixeira, Valéria Laneuville, and Alphonse Kelecom. 1987. "Geographic distribution of the diterpenes from the marine brown alga *Dictyota* Lamouroux (Dictyotales, Phaeophyta)". *Nerítica (Pontal do Sul)* 2: 179-200.
- Teixeira, Valéria Laneuville, Alphonse Kelecom, and Otto Richard Gottlieb. 1987. "Quimiosistemática de Phaeophyta: Objetivos e Perspectivas". *Nerítica (Pontal do Sul)* 2: 21-32.
- Teixeira, Valéria L., Alphonse Kelecom, and Otto R. Gottlieb. 1991. "Produtos Naturais de Algas Marinhas". *Química Nova*, 14 (2): 83-90.
- Teixeira, Valéria L., Fabíola D. Rocha, Peter J. Houghton, Maria Auxiliadora C. Kaplan, and Renato C. Pereira. 2007. "α-amilase inhibitors from Brazilian seaweeds and their hypoglycemic potential". *Fitoterapia* 78: 35-36.
- Teixeira, V. L., T. Tomassini, and A. Kelecom. 1986. "Cervicol, a new secodolastane diterpene from the marine brown alga *Dictyota Cervicornis*". *Bulletin des Sociétés Chimiques Belges*, 95 (4): 263-268.
- Teixeira, Valéria Laneuville, Therezinha Tomassini, and Alphonse Kelecom. 1985. "Produtos naturais de organismos marinhos: uma revisão sobre os diterpenos da alga parda *Dictyota* spp". *Química Nova* 8(4): 302-313
- Teixeira, Valéria Laneuville. 2010. "Taxonomia Química". In *Macroalgas: uma Introdução à sua Taxonomia*, edited by Alexandre Gusmão Pedrini, 83-97. Rio de Janeiro: Techinal Books Editora
- Tronholm, Ana, Julio Afonso-Carrillo, Marta Sansón, Frederik Leliaert, Cintia Fernández-García, and Olivier De Clerck. 2013. "Taxonomy of the *Dictyota ciliolata* – *crenulata* complex (Dictyotales, Phaeophyceae)". *Phycologia* 52 (2): 171–181
- Tronholm, Ana, Frederik Leliaert, Marta Sansón, Julio Afonso-Carrillo, Lennert Tyberghein, Heroen Verbruggen, and Olivier De Clerck. 2012. "Contrasting geographical

- distributions as a result of thermal tolerance and long-distance dispersal in two allegedly widespread tropical brown algae”. *Plos One* 7: E30813
- Tronholm, Ana, Marta Sansón, Julio Afonso-Carrillo and Olivier De Clerck. 2008. “Distinctive morphological features, life-cycle phases and seasonal variations in subtropical populations of *Dictyota dichotoma* (Dictyotales, Phaeophyceae)”. *Botanica Marina* 51: 132–144
- Tronholm, Ana, Marta Sansón, Julio Afonso-Carrillo, Heroen Verbruggen, and Olivier De Clerck. 2010a. “Niche partitioning and the coexistence of two cryptic *Dictyota* (Dictyotales, Phaeophyceae) species from the Canary Islands”. *Journal of Phycology* 46: 1075-1087
- Tronholm, Ana, Frederique Steen, Lennert Tyberghein, Frederik Leliaert, Heroen Verbruggen, M. Antonia Ribera Siguan, and Olivier De Clerck. 2010b. “Species delimitation, taxonomy and biogeography of *Dictyota* in Europe”. *Journal of Phycology* 46: 1301–1321
- Vallim, Magui Aparecida, Valéria Laneuville Teixeira, and Renato Crespo Pereira. 2007. “Feeding-deterrent properties of diterpenes of *Dictyota mertensii* (Phaeophyceae, Dictyotales)”. *Brazilian Journal of Oceanography* 55: 223-229
- Vallim, Magui Aparecida, Joel Campos De Paula, Renato Crespo Pereira, and Valéria Laneuville Teixeira. 2005. “The diterpenes from Dictyotacean marine brown algae in the Tropical Atlantic American region”. *Biochemical Systematics and Ecology* 33: 1–16
- Van den Hoek, C., D.G. Mann, and H.M. Jahns. 1995. *Algae: an introduction to phycology*. Cambridge: Cambridge University Press
- Williams, Louis G., and H.L. Blomquist. 1947. “A collection of marine algae from Brazil”. *Bulletin of the Torrey Botanical Club* 74(5): 383-397
- Yoneshigue, Yocie, Charles François Boudouresque, and Márcia A. Oliveira Figueiredo. 1986. “Flora algale marine de la région de Cabo Frio (État de Rio de Janeiro, Brasil). 5. Sur *Boodlea composita* (Boodleaceae - Chlorophyta), *Dictyota pardalis* (Dictyotaceae - Phaeophyta) et *Lophosiphonia cristata* (Rhodomelaceae - Rhodophyta), espèces nouvelles pour la côte Brésilienne”. *Rickia* 13: 17-27
- Yoneshigue-Braga, Yocie. 1970. “Flora Marinha Bentônica da Baía de Guanabara e cercanías. II-Phaeophyta”. *Publicação do Instituto de Pesquisas da Marinha* 45: 1-31.

Zeller, G. 1876. "Algae brasilienses circa Rio de Janero a Dr. A. Glaziou, horti publ. dir., collectae". *Videnskabelige Meddelelser fra Dansk Naturhistorisk Forening i København* 22: 426-432

CAPÍTULO I*

* Para mais informações sobre a publicação, favor consultar o anexo da dissertação

Molecular evidence of the presence of *Dictyota dichotoma* in Argentina based on sequences from mtDNA and cpDNA and a discussion of its possible origin

Erick Alves Pereira Lopes-Filho, Fabiano Salgueiro, Silvia Mattos Nascimento, M. Cecilia Gauna, Elisa R. Parodi, Joel Campos De Paula

ABSTRACT

Dictyota is a brown alga genus inhabiting tropical to warm temperate environments where it is an important food source, shelter and substrate to several species of invertebrates and other algae. The taxonomy of this genus is troublesome, with poor species delimitation and doubtful records in the literature. *Dictyota dichotoma*, the type species of the genus, was commonly accepted as a cosmopolitan species because of the inaccurate geographical distribution range as a consequence of its misidentification in several parts of the world. Recent studies with molecular data revealed new species and a new understanding of the evolution and biogeography of the genus *Dictyota*. These studies confined populations of *D. dichotoma* to Europe (Atlantic and Mediterranean coasts) and the Macaronesian Islands (Azores, Madeira and Canary archipelagos). Also, they confirmed its presence in South Africa, but, whether the species was native or introduced in South Africa could not be verified. In the present study two regions of cpDNA (*psbA*, *rbcL*) and one region of mtDNA (*nad1*) from Argentine samples, identified morphologically as *D. dichotoma*, were analyzed and compared with other *Dictyota* species. The identity of these samples as *D. dichotoma* was confirmed. A haplotype network analysis using all available *psbA* sequences distinguished seven haplotypes divided into two geographic groups: Atlantic-Mediterranean and Canarian. In Argentina and South Africa, only the most common haplotype of the Atlantic–Mediterranean group was observed. According to the paleoceanographic currents and the presence of European haplotype, the introduced nature of *D. dichotoma* is indicated.

Keywords: Dictyotaceae; South Atlantic Ocean; Exotic Species; *psbA*; *rbcL*; *nad1*

INTRODUCTION

Dictyota J.V. Lamouroux is an important component of the marine flora in tropical and subtropical environments and is commonly found from the lower range of the intertidal

zone to deeper areas (~80m) of the subtidal zone (Littler & Littler 2000; De Clerck et al. 2006; Bittner et al. 2008). The genus has attracted the attention of researchers for several reasons, including the production of bioactive metabolites (Vallim et al. 2005; De Paula et al. 2011) and its ecological role, such as the high biomass that may be used as a food source, shelter and that serves as a substrate to several species of invertebrates and other algae (Genzano & Rodríguez 1998; Stachowicz & Hay 2000; Gauna et al. 2015; Moore & Eastman 2015), as well as the high number of species that make this genus very diverse (Tronholm et al. 2010b). The identification of *Dictyota* species may be challenging due to phenotypic plasticity, simple morphology and poor delineation between species, which is the reason for the description of hundreds of names for new taxa and doubtful geographical distributional ranges (Schnetter et al. 1987; De Clerck 2003; Tronholm et al. 2010a, 2010b; Gauna et al. 2013). In the southwestern Atlantic, the genus *Dictyota* remains understudied and the species recorded have never been the subject of a formal review, although there have been some nomenclatural corrections (Oliveira Filho 1977; Széchy & De Paula 2016).

Dictyota dichotoma (Hudson) J.V. Lamouroux was described as *Ulva dichotoma* in England in 1762 and later it was transferred to *Dictyota* in 1809 (Lamouroux 1809). During the 19th and 20th centuries, *D. dichotoma* was considered to be widely distributed from tropical to warm temperate areas of the world (Hwang et al. 2005; Tronholm et al. 2008, 2010b) and it was placed in an eurythermic group of species (Van den Hoek 1982). Tronholm et al. (2010b) reviewed the genus *Dictyota* for Europe using molecular data and a large dataset with sequences from several places of the world and they restricted the occurrence of *D. dichotoma* to the northeastern Atlantic (Europe and Africa). The specimens from other oceans, previously identified as *D. dichotoma*, were assigned to other species and so this taxon should not be considered as a cosmopolitan species. So, the native range of *Dictyota dichotoma* on the European Atlantic coasts was established, from Scotland and southern Norway to Portugal, the Mediterranean Sea and most of the Macaronesian islands, except for the tropical Cape Verde where it was not found (Van den Hoek 1982; Schnetter et al. 1987; Tronholm et al. 2010b). Despite the occurrence of *D. dichotoma* in South Africa there had been questioned by De Clerck (2003), Tronholm et al. (2010b) confirmed its presence using a *psbA* marker. This intriguing record could not be attributed to natural or introduced origin by these authors.

On the Atlantic coast of South America, there are many records of misidentification of species of *Dictyota* as *D. dichotoma* in earlier phycological studies (Saint-Hilaire 1833;

Dunal 1833; Martius et al. 1833; Montagne 1839). Recently, *D. dichotoma* has been considered as a cryptogenic species in Argentina (Gauna et al. 2015; Raffo et al. 2014; Schwindt et al. 2014).

Exotic species are one of the major threats to biodiversity and one of the major concerns throughout the oceans (Schwindt et al. 2014; Abreu et al. 2016). Invasion of marine macroalgae have been reported around the world in recent decades, such as *Undaria pinnatifida* (Harvey) Suringar, *Sargassum muticum* (Yendo) Fensholt, *Codium fragile* ssp. *fragile* (Suringar) Hariot, *Caulerpa taxifolia* (M. Vahl) C. Agardh and *Schizymenia dubyi* (Chauvin ex Duby) J. Agardh (Ramírez et al. 2002; Casas et al. 2004, 2008; Raffo et al. 2009; Irigoyen et al. 2011). Recently, Schwindt et al. (2014) sampled six of the ten main marine ports in Argentina and found the presence of 32 non-indigenous taxa, including exotic and cryptogenic taxa.

This study aims to (i) confirm the molecular identity of specimens previously identified as *Dictyota dichotoma* from Argentina and (ii) discuss the possible origin of the South Atlantic populations.

MATERIALS AND METHODS

Dictyota specimens were collected from Las Grutas, Argentina (San Matías Gulf, 40° 48' S, 64° 48' W) in 2014 from a population previously studied by Gauna et al. (2013, 2015) with respect to the morphology of the specimens, phenology and ecology (epiphytic communities). The algae were collected by SCUBA diving from the subtidal zone and then screened in the field to remove possible epiphytes. Each individual was separated into two sub-samples, one of which was preserved in silica gel for molecular studies, and the other preserved in 4% formalin solution, and deposited at the BBB - Herbarium of Universidad Nacional del Sur (Bahia Blanca, Argentina).

DNA was extracted using HiPura™ Plant Genomic DNA Miniprep Purification Kit (MolBio™ HIMEDIA). The Plastid-encoded PSII reaction center D1 (*psbA*), NADH dehydrogenase subunit 1 (*nad1*) and RUBISCO large Subunit (*rbcL*) were amplified via Polymerase Chain Reaction (PCR) utilizing the primers from Tronholm et al. (2010b) and Bittner et al. (2008) and then sequenced by Macrogen Inc. Korea.

The sequences were edited on Mega 6.0 (Tamura et al. 2013) and then analyzed with others retrieved from Genbank (www.ncbi.nlm.nih.gov/genbank) (Appendix 1). Three datasets were generated with alignments of 695bp for *nad1*, 775bp for *psbA* and 1149bp for

rbcL. The phylogenetic reconstructions were performed for each gene separately. The concatenation would not be reliable in this case because sequences available on Genbank are from distinct vouchers and from different locations.

The evolution model of GTR+I+G was obtained by jModelTest 2.14 for each marker (Darriba et al. 2012) and then used in the Bayesian Inference (BI) analysis on MrBayes 3.1.2 (Ronquist et al. 2012). For *nad1* and *psbA*, BI was carried out with 1 million generations in 2 runs and 4 chains, sampling every 1000th generation, discarding the first 30 and 50 trees for *nad1* and *psbA*, respectively. For *rbcL*, BI was carried out with 2 million generations in 2 runs and 4 chains, sampling every 1000th generation, discarding the first 50 trees. The Maximum Likelihood (ML) analysis was performed on Mega 6.0, using the GTR+I+G model with bootstrap of 1000 replications.

The gene with a higher number of *Dictyota dichotoma* sequences available from Genbank was *psbA* and therefore it was used to build a haplotype network with Dnasp v.5 (Librado & Rozas 2009) and Network v.5 by Median Joining. The initial alignment used the 220 available sequences (Appendix 2). Then, the shorter sequences and those with many missing data were removed from the analysis, leaving 149 sequences. To account for the disparity in the number of sequences available from different geographic regions/localities, up to 10 sequences/haplotypes per population were used in the analysis, considering that sequences retrieved from samples collected from up to 100 km apart were considered as part of the same population. The final dataset used in the haplotype network analysis included 68 sequences with 638bp (Appendix 2).

RESULTS

The topology of the trees for *psbA*, *rbcL* and *nad1* obtained in the present study agreed with previous studies (Tronholm et al. 2010a, 2010b). The samples from Argentina formed a clade with genuine European sequences of *D. dichotoma*. For *psbA* the clade with sequences from Argentina and from the neotype elected by Tronholm et al. (2010b) obtained bootstrap values of 100% (ML) and 1.00 (BI) (Figure 2).

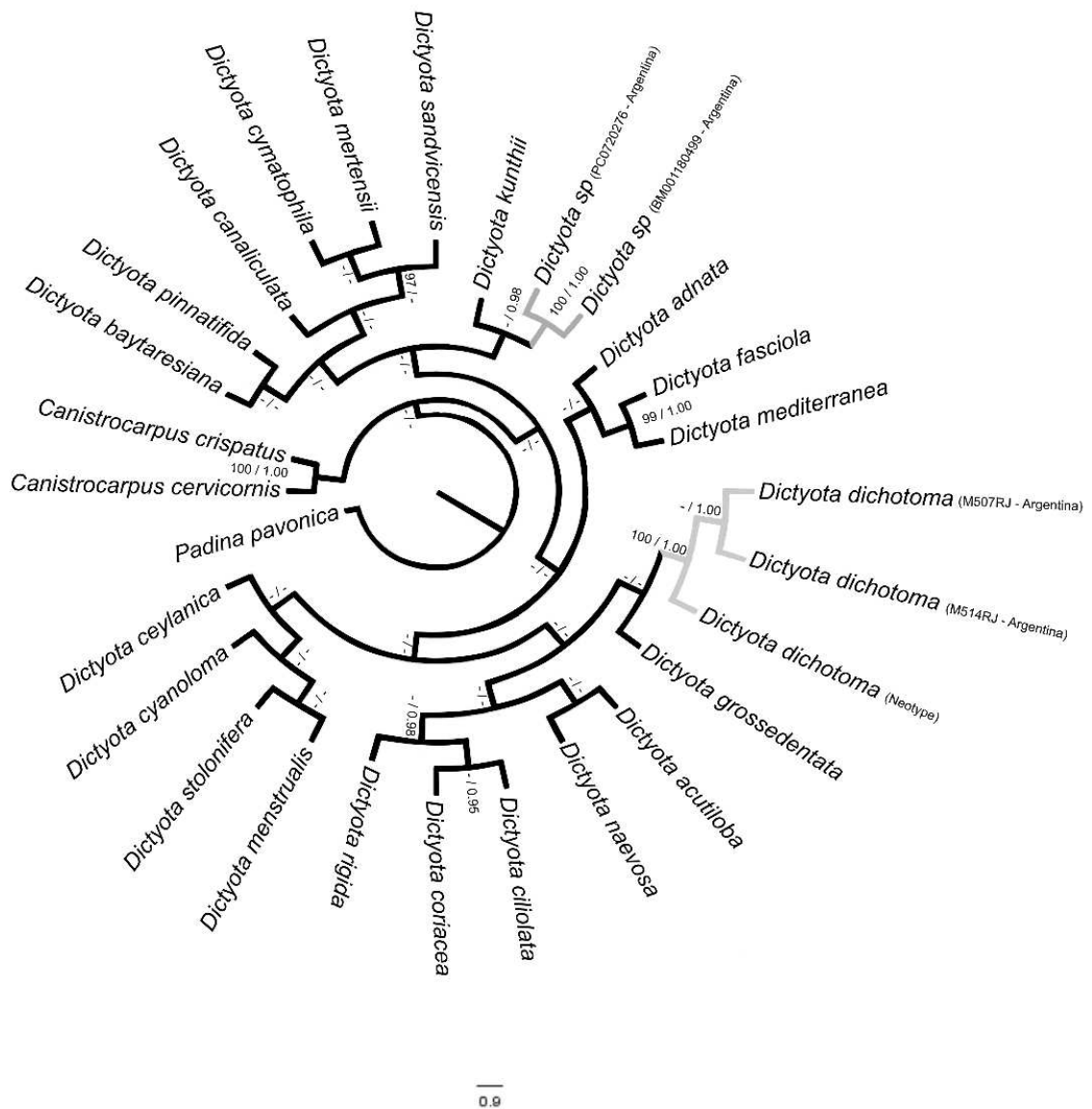


Figure 2: Phylogenetic tree based on *psbA* sequences, presenting a consensus topology estimated by Maximum Likelihood (ML) and Bayesian Inference (BI) analyses. The numbers associated with each branch represent the statistical support values (only values above 95% are shown), where the first is the bootstrap values from ML and the second is the posterior probability from BI.

For *rbcL* (Figure 3) high values of bootstrap and posterior probability were obtained for the clade with sequences from Argentina and Ireland. High values were also observed for *nad1* (Figure 4) for the clade with sequences from Argentina and France.

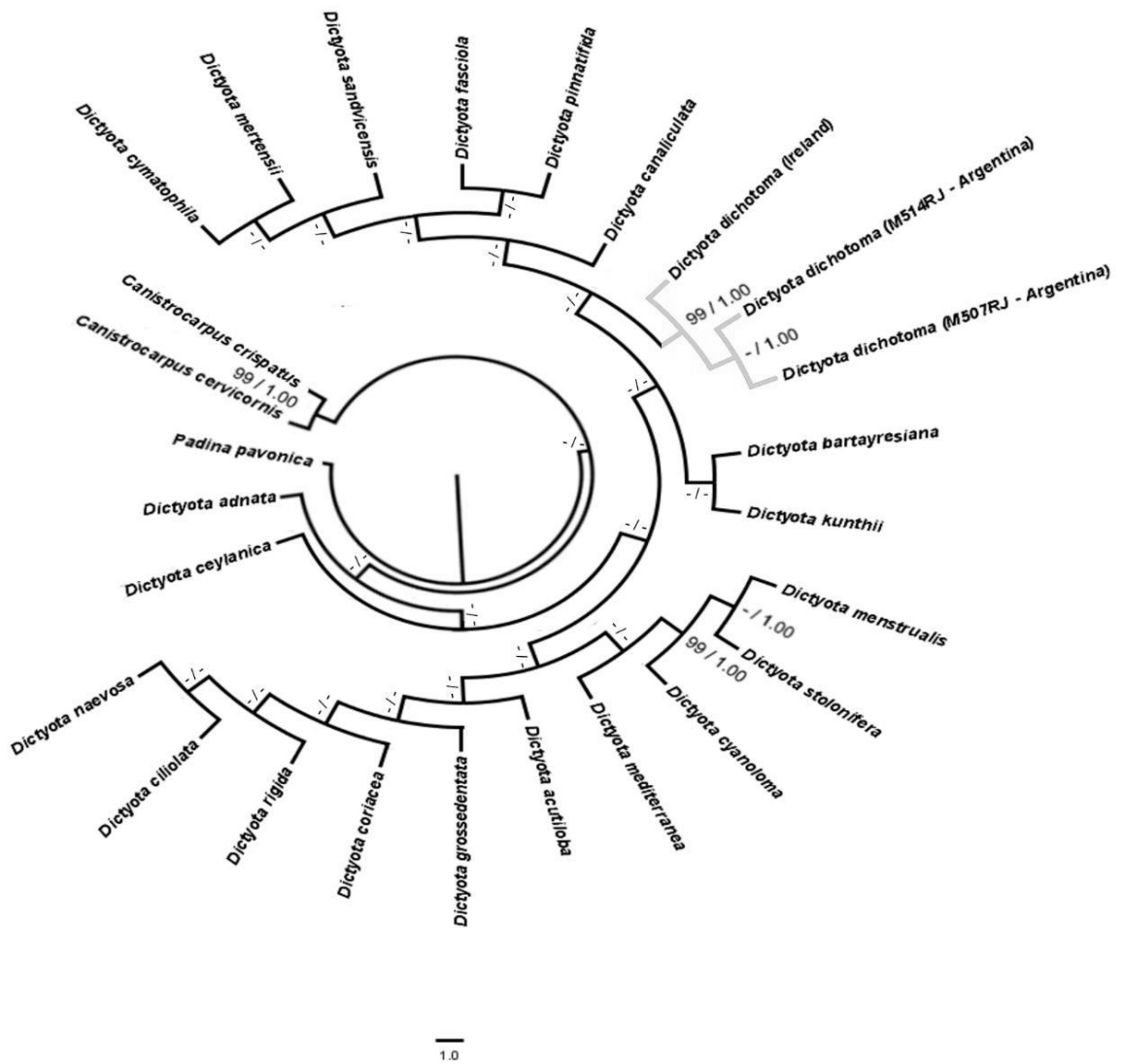


Figure 3: Phylogenetic tree based on *rbcL* sequences, presenting a consensus topology estimated by Maximum Likelihood (ML) and Bayesian Inference (BI) analyses. The numbers associated with each branch represent the statistical support values (only values above 95% are shown), where the first is the bootstrap values from ML and the second is the posterior probability from BI.

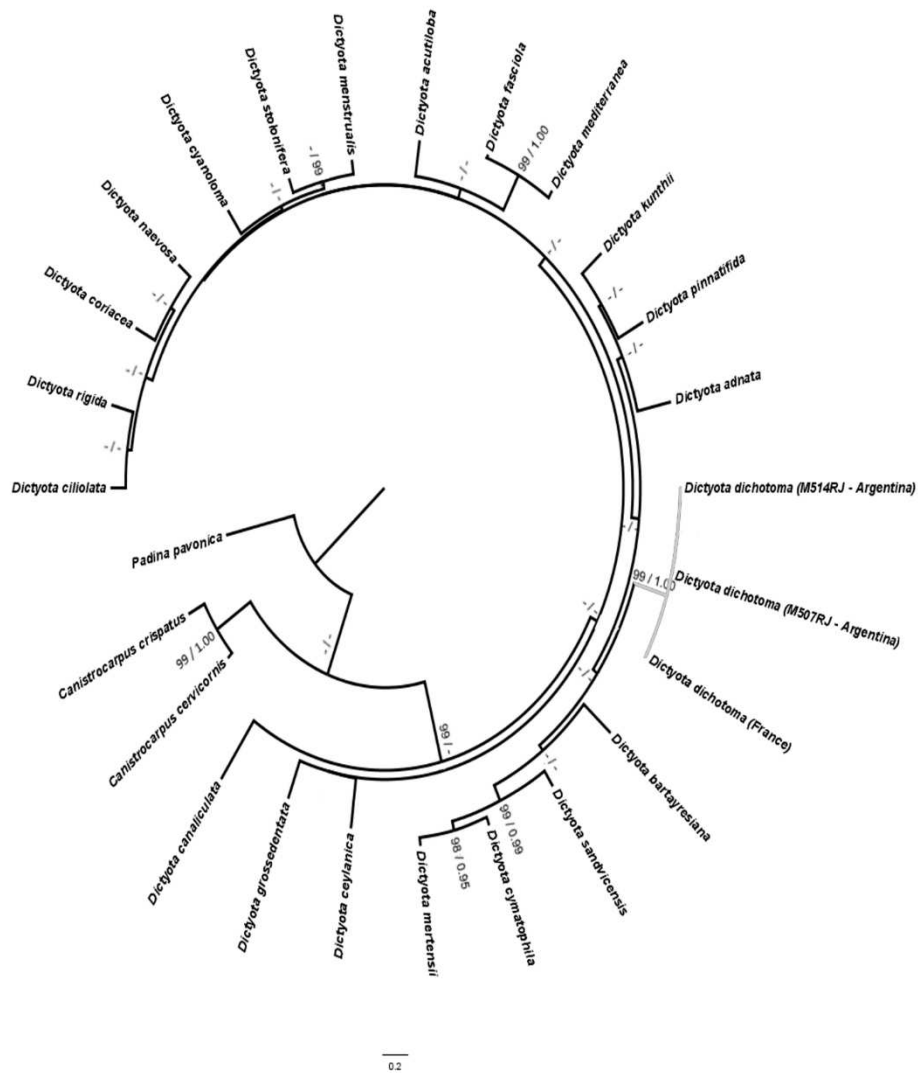


Figure 4: Phylogenetic tree based on *nad1* sequences, presenting a consensus topology estimated by Maximum Likelihood (ML) and Bayesian Inference (BI) analyses. The numbers associated with each branch represent the statistical support values (only values above 95% are shown), where the first is the bootstrap values from ML and the second is the posterior probability from BI.

The haplotype network (Figure 5) revealed seven haplotypes in the northeast Atlantic Ocean that were geographically divided into two groups: Atlantic-Mediterranean and Canarian. The Atlantic-Mediterranean group consisted of two haplotypes, with H1 being the most widespread and present on the Atlantic coasts of the Iberian Peninsula, France, the British Islands and the North Sea, the entire Mediterranean Sea and part of the Macaronesia Islands (Azores and Madeira Archipelagos). The second haplotype (H2) seems to be less frequent in general and was only detected in the Gulf of Lion (France), in the Mediterranean Sea. Samples from Argentina and South Africa corresponded to the H1 haplotype. The

Canarian group consisted of five haplotypes (H3, H4, H5, H6 and H7) that are almost restricted to Macaronesia (Canary and Madeira Islands), whereas H5 is the most common one, widely found throughout these islands. The H3 haplotype from the Canarian group is the only one that was detected away from these islands in the Gulf of Lion.

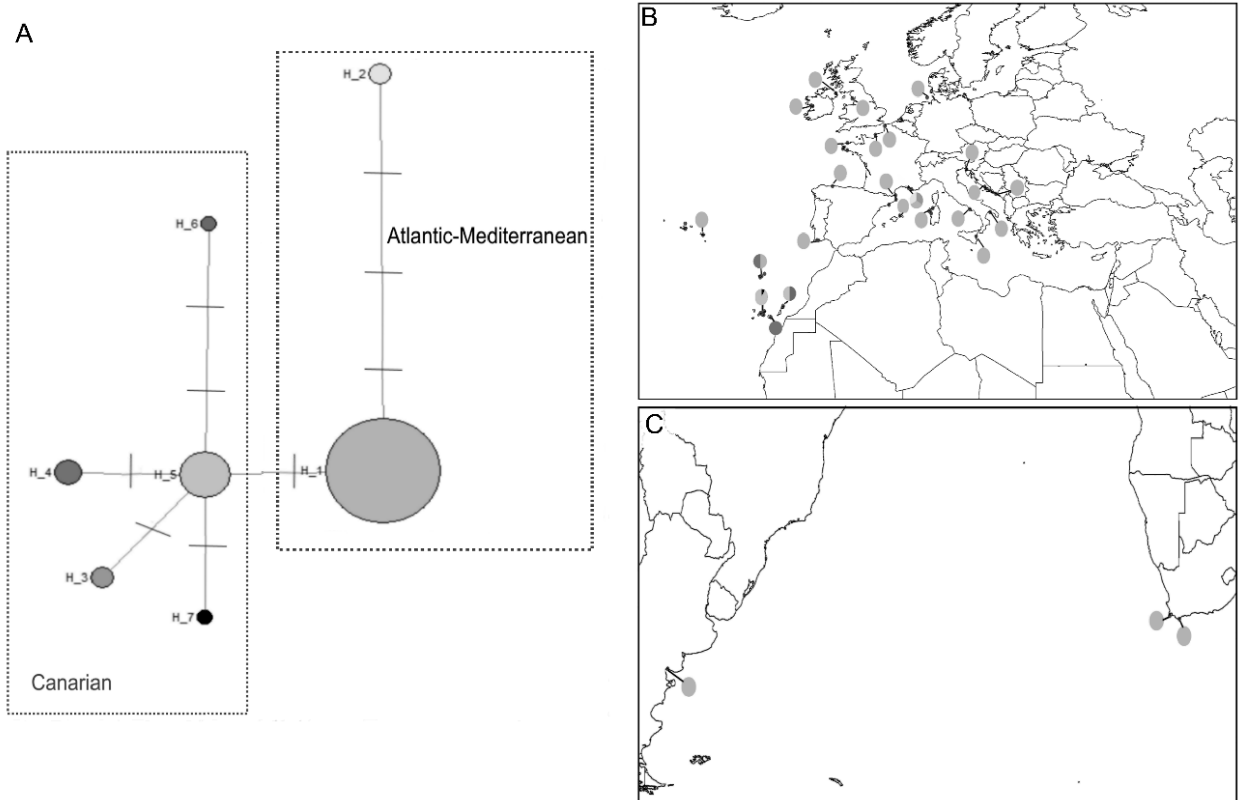


Figure 5: Haplotype diversity of *psbA* from *Dictyota dichotoma*. The red dots are the locations where the sequences of *D. dichotoma* on GenBank come from. A) Haplotype network of *psbA* showing the two groups: Atlantic-Mediterranean and Canarian. B) Distribution of the seven haplotypes in the North Atlantic population. C) South Atlantic populations with the single haplotype H1.

DISCUSSION

The higher haplotype diversity observed for *D. dichotoma* in the northeastern Atlantic (Figure 5) is consistent with the hypothesis presented by Tronholm et al. (2010b) explaining the low diversity of the genus *Dictyota* in Europe. This hypothesis states that following the desiccation of the Mediterranean Sea, which caused the extinction of most of the marine biota during the Messinian salinity crisis (6.8 - 5.3 Ma), the Mediterranean Sea was recolonized by Atlantic species from adjacent areas, such the Macaronesian Islands and the northwestern African coast when it was re-flooded (Coll et al. 2010; Tronholm et al. 2010b). The results from the present study demonstrated that European Atlantic and Macaronesian populations of *D. dichotoma* were probably separated during this vicariant

event and, later, northern populations (haplotype H1) were successful in recolonizing the Mediterranean Sea and subsequently reached Macaronesia (Azores and Madeira Archipelagos). Despite having a greater diversity, the Canarian group remained restricted to Macaronesia with the only exception of the haplotype H3, in contrast to what seems to have happened with other *Dictyota* species from Macaronesia that were able to recolonize the Mediterranean Sea (Tronholm et al. 2010b). However, the presence of the H1 haplotype in the South Atlantic would contradict this scenario.

The results of Tronholm et al. (2012), using the relaxed molecular clock for the genus, revealed *D. dichotoma* as the only extant species of one of the oldest lineages in the genus, that split early from the others circa 44.37 Ma (53-34 Ma) and being one of the first clades to disperse through the Tethys Seaway to the westernmost part of the Tethys realm, where it most likely evolved and, later dispersed to the Atlantic coast of Europe and Macaronesia. Since the opening of the South Atlantic (100 – 80 Ma) the northward paleocurrents along the African coast allowed the water transport of the Tethys sea to the Atlantic via Southern Africa while most of the transport continued on account of the circum-equatorial circulation directly to the North Atlantic until 12-18 myr (Stille 1992; Stille et al. 1996; Cowman & Bellwood 2013), when the circulation in the North Atlantic was governed by the Pacific-North Atlantic current (Iturralde-Vinent 2006). Therefore, the colonization of the South Atlantic coast of Africa by *D. dichotoma* would have been prevented because it would have been against the direction of the ocean currents.

Furthermore, there was no connection between the westernmost part of Tethys realm and South America, thereby a warm paleocurrent (probably originating in the Caribbean) crossed the Atlantic coast of South America to Patagonia and Tierra del Fuego, where the marine communities were tropical until middle-late Miocene (Del Río 2004a, 2004b; Le Roux 2012). The hypotheses of trans-oceanic dispersal in this scenario fail mainly due to biology of *D. dichotoma* demonstrated by culture experiments in which this species does not possess affinities to tropical conditions (Biebl 1959; Bogaert et al. 2016) which would be required for it to be successfully dispersed along the South American coast until the late Miocene. The adequate temperate marine conditions for *D. dichotoma* in the southwestern Atlantic were only established after the complete development of the Circumpolar Antarctic Current which lead to the full operation of the Malvinas/Falklands Current and the establishment of the Benguela Upwelling System in the Middle-Late Miocene (10 – 9 Ma). As a consequence, there was a decrease in the seawater temperature

in Patagonia and along the southwestern African coast (Heinrich et al. 2011; Rommerskirchen et al. 2011; Le Roux 2012), the extinction of the Patagonian tropical marine communities and the retraction of the warm Brazilian current to the north of Argentina/Uruguay (Del Río 2004a, 2004b). Therefore, it is difficult to explain how *D. dichotoma* would have reached the coast of Argentina through natural dispersion.

Those facts agree with the current data that do not show any exclusive haplotypes in the South Atlantic populations (Argentina and South Africa) of *D. dichotoma*, which would be expected in the case of an old dispersal from the northeastern Atlantic (over 10 myr), or any haplotype shared with the Canarian group, which would be expected in the case of a recent dispersal (less than 6 myr) and so, against the direction of the ocean currents. The occurrence of the H1 haplotype in the South Atlantic ocean is inconsistent with the hypothesis of natural dispersal with subsequent genetic differentiation and supports the hypothesis of human-mediated introduction, where propagules of *D. dichotoma* settled successfully in Argentina and in South Africa because both areas belong to temperate provinces, similar to its native area in the northeastern Atlantic (Spalding et al. 2007).

The first evidence of the presence of *D. dichotoma* in Argentina based on chemosystematics, rather than just morphology, is presented by Palermo et al. (1994) who studied a population from Nuevo Gulf and identified three prenylated diterpenes expected to occur (and its precursors) in this species (Amico et al. 1976; Fattorusso et al. 1976; Faulkner et al. 1977; Siamopoulou et al. 2004; Vallim et al. 2005). The locations where *D. dichotoma* was collected by Palermo et al. (1994) and for this study are near to two of the six main marine ports studied by Schwindt et al. (2014). These authors demonstrate that the collection areas are in natural bays with anthropic influences (but with abiotic conditions adequate for *Dictyota dichotoma*, such as salinity, surface water temperature and low environmental impact of the city) and have high maritime activities, which enable the high percentage of non-indigenous marine taxa found in them. Port areas provide artificial structures that favor the introduction of exotic fouling/benthic species (recruitment, survival and dispersal) which are mainly transported by ballast water (Schwindt et al. 2014; Abreu et al. 2016; Lin & Zhan 2016). In South Africa, most of the introduced species reported in both the cool and warm temperate provinces are from the Northern hemisphere (65%). At the Agulhas ecoregion, where the presence of *D. dichotoma* was confirmed (Tronholm et al., 2010b), 73 non-indigenous (alien, invasive or cryptogenic) taxa have been reported (Mead et al. 2011; Robinson 2015).

Introduction of exotic species may be overlooked for decades (Abreu et al. 2016), especially when a group (such as *Dictyota*) has not been formally revised. It is not clear at present how *D. dichotoma* has affected the marine species in Argentina, especially on the northern parts of the Patagonian coast where the genus *Dictyota* (reported as *D. dichotoma*) is abundant (Casas et al. 2004; Gauna et al. 2015). For example, in the Gulf of San José and nearby areas (e.g. Nuevo Gulf and San Matias Gulf) *D. dichotoma* may cover up to 30% of the entire area at depths up to 10 meters (Boraso de Zaixso & Zaixso 2007; A. Boraso pers. comm.). In the same way, the impact on native *Dictyota* species could not be estimated. Using the ecoregions proposed by Spalding et al. (2007), the known distribution of the genus *Dictyota* in Argentina (Figure 6) covers the final part of the Warm Temperate Southwestern Atlantic province and the Atlantic part of the Magallanic province.




Figure 6: Localities where *Dictyota* has been reported from Argentina (Google Earth® Image). The locations where are from the *D. dichotoma* populations discussed in this paper are marked with red stars next to their names (Map elaborated according to A. Boraso (pers.comm.); Montagne 1839; Taylor 1939; Barrales & Lobban 1975; Halperin & Wenzel 1987; Palermo et al. 1994; Boraso de Zaixso 1995; Roux et al. 1995; Eyras et al. 1998; Genzano & Rodríguez 1998; Boraso de Zaixso et al. 1999; Häder et al. 2002; Eyras & Sar 2003; Piriz et al. 2003; Casas et al. 2004; Zaixso 2004; Boraso de Zaixso & Zaixso 2007; Casas et al. 2008; Eyras et al. 2008; Storer & Gonzalez 2008; Bigatti et al. 2009; Raffo et al. 2009; Irigoyen et al. 2011; Asensi & Küpper 2012; Gauna et al. 2013; Martín et al. 2013; Becherucci et al. 2014; Gauna et al. 2015; Rabanal et al. 2014; Schwindt et al. 2014; Boraso de Zaixso et al. 2015; Bravo et al. 2015; Croce et al. 2015; Varisco et al. 2015; Zaixso et al. 2015; Becherucci & Benavides 2016; Mystikou et al. 2016).

The persistent misidentification for almost two centuries (since Montagne 1839) resulted in *D. dichotoma* being considered as the only species in Argentina and the reports of other species, such as *Canistrocarpus cervicornis* (Kützing) De Paula & De Clerck (as *Dictyota cervicornis* Kützing), *D. divaricata* J.V. Lamouroux and *D. dichotoma* var. *intricata* (C.Agardh) Greville (Taylor 1939; Asensi 1966; Van den Hoek 1982; Boraso de Zaixso 1995; Mendoza & Nizovoy 2000; Piriz et al. 2003; Croce et al. 2015), were considered as representing a wide morphological variation of it (Borasos de Zaixso 2012). Although the genus has also been found on the Beagle Channel (A. Boraso, pers. comm.), Mystikou et al. (2016) published the southernmost records of *Dictyota* in the southwestern Atlantic. Their molecular data confirmed that the species are distinct from *D. dichotoma* (as also verified in Figure 2), which is the first step towards uncovering the diversity of the genus in Argentina.

The spread of *D. dichotoma* northward along the southwestern Atlantic from the Argentine populations is unexpected because of (i) the Confluence Zone of the southward warm Brazilian current and northward cold Malvinas/Falklands current - that spans from about 25°S to 45°S-, where the water masses are reflected eastward as a South Atlantic current (approximate average axis at 39°S, Bisbal 1995), and (ii) the La Plata river (at 35°S), which results in brackish and turbid water, as well as the lack of a suitable substrate that prevents the occurrence of seagrass and marine benthic macroalgae in the La Plata estuary region, which is the reason for the depauperate flora on the Argentine, Uruguayan and Brazilian coasts under its influence (Coll & Oliveira 1999; Calliari et al. 2003; Acha et al. 2008; Braga et al. 2008; Campos et al. 2008). Additionally, the only Uruguayan record of *Dictyota* (as *D. dichotoma*) was questioned by Coll & Oliveira (1999) because no specimens were found in any of the mentioned herbaria in the original study and no other specimens have been collected subsequently. Therefore, *Dictyota* species are separated by more than 1200 km between Mar del Plata (Argentina) and Torres (Brazil) due to the lack of any hard substrate (Baptista 1977; Oliveira Filho 1977).

In the southeastern Brazil ecoregion, which includes two important Brazilian harbors, there are seasonal coastal upwelling events and the cold (< 18 °C) water masses may reside throughout the year in a deep benthic system (Coelho-Souza et al. 2012). These waters could sustain organisms with cold waters affinities, such as the brown alga *Laminaria abyssalis* Joly & Oliveira, which occurs below 50 meters (Guimarães et al. 1986). Moreover, the intertidal *Jolya laminarioides* Guimarães and *Elachistiella leptoneumatoides* Cassano, Yoneshigue-Valentin & Wynne (Valentin 2001; Cassano et al. 2004) only occur during the

upwelling period. This can promote a temporary niche for the introduction of species with cold water affinities. There is no evidence, so far, of the presence of *D. dichotoma* and most of the morphologically similar specimens are *D. menstrualis* (Hoyt) Schnetter, Hörning & Weber-Peukert (unpublished data). Recent reports of *D. dichotoma* and *D. dichotoma* var. *intricata* by Villaça et al. (2010) and Crespo et al. (2014) are due to the citation of old studies.

In conclusion, the natural dispersal of the species from the northeast Atlantic to Argentina and South Africa would be unlikely, as this temperate species would have to cross the whole equatorial and tropical Atlantic Ocean against the direction of the currents. The occurrence of a single, and the most common, haplotype of the Atlantic–Mediterranean group in the South Atlantic populations suggests that *D. dichotoma* was introduced. The human-assisted introduction of other taxa of Dictyotaceae has already been reported elsewhere, such as the cases of *Rugulopteryx okamurae* (E.Y. Dawson) I.K. Hwang, W.J. Lee & H.S. Kim (Verlaque et al. 2009), *Dictyota cyanoloma* Tronholm, De Clerck, A. Gómez-Garreta & Rull Lluç (Tronholm et al. 2010b; García et al. 2016) and *Dictyota furcellata* (C.Agardh) Greville (Nelson & Wilcox 2010). Future studies including a more comprehensive sampling are necessary and may reveal whether the introduction of *D. dichotoma* has occurred once or multiple times, its actual geographical range in Argentina and how it has affected the benthic marine community.

ACKNOWLEDGEMENTS

We would like to thank Dr. Alicia Boraso for her valuable information and Clariana Ferraz Sampaio for proof reading the English version. Also, to Dr. Roberta D'Archino and the two anonymous referees for the suggestions that improved this paper. This work was supported by Fundação de Amparo à Pesquisa do Estado do Rio de Janeiro (FAPERJ E-26/111/397/2012) and by the scholarships received by EAPFL during his final year in college (UNIRIO) and during his Master Program (Coordenação de Aperfeiçoamento de Pessoal de Nível Superior - CAPES).

REFERENCES

- Abreu NMN, Marçal I., Duarte AB, Pitombo FB, Vilasboa A, Gusmao J. 2016. Microsatellite markers for barnacle studies: Isolation and characterization of polymorphic microsatellite loci from the invasive barnacle *Megabalanus coccopoma* (Darwin, 1854) and its cross-amplification in the Southern Atlantic endemic species *Megabalanus vesiculosus* (Darwin, 1854). *Biochem Syst Ecol*, 66:224-228
- Acha EM, Mianzan H, Guerrero R, Carreto J, Giberto D, Montoya N, Carignan M. 2008. An overview of physical and ecological processes in the Rio de La Plata Estuary. *Cont Shelf Res*, 28:1579–1588
- Amico V, Oriente G, Piattelli M, Tringa R. 1976. Dilophol, a new ten-membered -ring diterpene alcohol from the brown alga *Dilophus ligulatus*. *JCS Chem Comm*. 24:1024-1025
- Asensi AO 1966. Guía para reconocer los géneros de algas pardas de la Argentina. *Contrib Inst Antárt Argent*. 103:1-51.
- Asensi AO, Küpper FC. 2012. Seasonal periodicity and reproduction of brown algae (Phaeophyceae) at Puerto Deseado (Patagonia). *Bot Mar*. 55:217-228.
- Baptista LRM. 1977. Flora ilustrada do Rio Grande do Sul. Flora marinha de Torres. *Bolm. Inst. Biociênc. (Bot.)*. 37(7):1-246.
- Barrales HL, Lobban CS. 1975. The comparative ecology of *Macrocystis pyrifera*, with emphasis on the forests of Chubut, Argentina. *J Ecol*. 63(2):657-677
- Becherucci ME, Benavides H, Vallarino EA. 2014. Effect of taxonomic aggregation in macroalgae assemblages in a rocky shore of Mar del Plata, Argentina, Southwest Atlantic Ocean. *Thalassas*. 30(1):9-20
- Becherucci ME, Benavides H. 2016. Composición florística de arribazones de algas marinas en playas del sudeste de la provincia de Buenos Aires, Argentina. *Iheringia, Sér Bot*. 71(1):22-26
- Biebl R. 1959. Temperatur-und osmotische Resistenz von Meeresalgen der bretonischen Küste. *Protoplasma* 50: 217-242
- Bigatti G, Antelo CJMS, Miloslavich P, Penchaszadeh PE. 2009. Feeding behavior of *Adelomelon ancilla* (Lighfoot, 1786): A predatory neogastropod (Gastropoda: Volutidae) in Patagonian benthic communities. *The Nautilus*. 123(3):159–165
- Bisbal GA. 1995. The Southeast South American shelf large marine ecosystem. Evolution and components. *Mar Policy*. 19(1):21-38

- Bittner L, Payri CE, Couloux A, De Reviere B, De Rousseau F. 2008. Molecular phylogeny of the Dictyotales and their position within the Phaeophyceae, based on nuclear, plastid and mitochondrial DNA sequence data. *Mol Phylog and Evol.* 49:211-226
- Bogaert K, Beeckman T, De Clerck O. 2016. Abiotic regulation of growth and fertility in the sporophyte of *Dictyota dichotoma* (Hudson) J.V. Lamouroux (Dictyotales, Phaeophyceae). *J Appl Phycol.* 28(5):2915–2924
- Boraso AL, Rico A, Perales S, Perez L, Salazar I. 2004. Algas marinas de la Patagonia, una guía ilustrada. Buenos Aires: Editorial Vazquez Mazini.
- Boraso de Zaixso AL. 2012. Elementos para el estudio de las macroalgas marinas de Argentina. Instituto de Desarrollo Costero (IDC). Comodoro Rivadavia: Editorial Universitaria de la Patagonia.
- Boraso de Zaixso A. 1995. Algas bentónicas de Puerto Deseado (Santa Cruz). Composición de la flora luego de la erupción del volcán Hudson. *Nat Patagon Ser Cienc Biol.* 3:129–152.
- Boraso de Zaixso AL, Ciancia M, Cerezo AS, Piriz ML, Casas GN, Eyras MC. 2015. Utilización de las macroalgas marinas de la costa argentina y sus hidrocoloides. In: Zaixso HE, Boraso A, editors. *La zona costera Patagónica Argentina. Vol. I: Recursos Biológicos bentónicos.* Comodoro Rivadavia: Editorial Universitaria de la Patagonia p. 3-60
- Boraso de Zaixso AL, Zaixso HE, Casas GE. 1999. Asociaciones de algas bentónicas intermareales en el golfo San José (Chubut, Argentina). *Physis (Buenos Aires), Secc A.* 57(132-133):17-27
- Boraso de Zaixso AL, Zaixso J M. 2007. Algas marinas bentónicas. In: Boltovskoy D, editor. *Atlas de Sensibilidad Ambiental de la costa y el Mar Argentino [Internet].* República Argentina: Secretaria de Ambiente y Desarrollo Sustentable. Available in: <http://atlas.ambiente.gov.ar>.
- Braga ES, Chiozzini VC, Berbel GBB, Maluf JCC, Aguiar VMC, Charo M, Molina D, Romero SI, Eichler BB. 2008. Nutrient distributions over the Southwestern South Atlantic continental shelf from Mar del Plata (Argentina) to Itajaí (Brazil): Winter–summer aspects. *Cont Shelf Res.* 28:1649–1661
- Bravo G, Marquez F, Marzinelli EM, Mendez MM, Bigatti G. 2015. Effect of recreational diving on Patagonian rocky reefs. *Mar Environ Res.* 104:31-36

- Calliari D, Defeo O, Cervetto G, Gómez M, Giménez L, Scarabino F, Brazeiro A, Norbis W. 2003. Marine life of Uruguay: critical update and priorities for future research. *Gayana*. 67(2):341-370
- Campos EJD, Piola AR, Matano RP, Miller JL. 2008. PLATA: A synoptic characterization of the southwest Atlantic shelf under influence of the Plata River and Patos Lagoon outflows. *Cont Shelf Res*. 28:1551-1555
- Casas G, Scrosati R, Piriz ML. 2004. The invasive kelp *Undaria pinnatifida* (Phaeophyceae, Laminariales) reduces native seaweed diversity in Nuevo Gulf (Patagonia, Argentina). *Biol Invasions*. 6:411-416
- Casas GN, Piriz ML, Parodi ER. 2008. Population features of the invasive kelp *Undaria pinnatifida* (Phaeophyceae: Laminariales) in Nuevo Gulf (Patagonia, Argentina). *J Mar Biol Assoc UK*. 88(1):21–28
- Cassano V, Yoneshigue-Valentin Y, Wynne MJ. 2004. *Elachistiella leptoneumatoides* gen. et sp. nov. (Elachistaceae, Phaeophyceae) from Brazil. *Phycologia*. 43:329-340.
- Coelho-Souza SA, López MS, Guimarães JRD, Coutinho R, Candella RN. 2012. Biophysical interactions in the Cabo Frio upwelling system, southeastern Brazil. *Braz J Oceanogr*. 60(3):353-365.
- Coll J, Oliveira EC. 1999. The benthic marine algae of Uruguay. *Bot Mar*. 42: 129-135
- Coll M, Piroddi C, Steenbeek J, Kaschner K, Ben Rais Lasram F, Aguzzi J, Ballesteros E, Bianchi CN, Corbera J, Dailianis T, et al. 2010 The Biodiversity of the Mediterranean Sea: Estimates, Patterns, and Threats. *PLoS ONE* 5: e11842.
- Cowman PF, Bellwood DR. 2013. Vicariance across major marine biogeographic barriers: temporal concordance and the relative intensity of hard versus soft barriers. *Proc R Soc B*. 280:20131541
- Crespo TM, Bahia RG, Maneveldt GW, Filho GMA. 2014. Floristic composition of crustose coralline algae from the St. Peter and St. Paul Archipelago, a summit of the Mid-Atlantic Ridge. *Phytotaxa*. 190(1):17–37
- Croce ME, Gauna MC, Fernández C, Parodi ER. 2015. Intertidal seaweeds from North Atlantic Patagonian coasts, Argentina. *Check List*. 11(5):1739
- Darriba D, Taboada Gl, Doallo R, Posada D. 2012. Jmodeltest 2: More Models, New Heuristics and Parallel Computing". *Nat Methods*. 9(8):772.

- De Clerck O, Leliaert F, Verbruggen H, Lane CE, De Paula JC, Payo DA, Coppejans E. 2006. A revised classification of the Dictyoteae (Dictyotales, Phaeophyceae) based on RbcL and 26s ribosomal Dna sequence analyses. *J Phycol.* 42:1271-1288.
- De Clerck O. 2003. The genus *Dictyota* in the Indian Ocean. *Opera Botánica Belgica* 13. Meise: National Botanic Garden of Belgium
- De Paula JC, Vallim MA, Teixeira VL. 2011. What are and where are the bioactive terpenoids metabolites from Dictyotaceae (Phaeophyceae). *Braz J Pharmacog.* 21(2):216-228
- Del Río CJ. 2004. Relaciones biogeográficas entre los moluscos del Mioceno tardío y reciente del Atlántico Sudoccidental. In: Aceñolaza FG, editor. *Temas de la Biodiversidad del Litoral fluvial Argentino. Misceláneas* 12. Tucumán. Instituto Superior de Correlación Geológica; p. 39-44
- Del Río CJ. 2004b. Tertiary marine molluscan assemblages of eastern Patagonia (Argentina): A biostratigraphic analysis. *J. Paleont.* 78:1097-1122
- Dunal F. 1833. *Bulletin Bibliographique*. “Voyage dans le District des Diamans et sur le litoral du Brésil” par M. Auguste de Saint-Hillaire, membre de l’Académie des sciences, etc. 2 vol. In-8° - Paris, Gide, 1833. *Arch Bot* 2:444-456
- Eyras MC, Defossé GE, Dellatorre F. 2008. Seaweed compost as an amendment for horticultural soils in Patagonia, Argentina. *Compost Sci Util.* 16(2):119-124
- Eyras MC, Rostagno CM, Defossé GE. 1998. Biological evaluation of seaweed composting. *Compost Sci Util.*, 6(4):74-81
- Eyras MC., Sar EA. 2003. Arribazones estivales en Puerto Madryn, Argentina, como materiales para la obtención de compost. *Bol Soc Argent Bot.* 38(1-2):105-111
- Fattorusso E, Magno S, Mayol L, Santacroce C, Sica D, Amico V, Oriente G, Piattelli M, Tringali C. 1976. Dictyol A and B, two novel diterpene alcohols from the brown alga *Dictyota dichotoma*. *J Chem Soc, Chem Commun.* 14:575-576
- Faulkner DJ, Ravi BN, Finer J, Clardy J. 1977. Diterpenes from *Dictyota Dichotoma*. *Phytochemistry.* 16:991-993
- García M, Weitzmann B, Pinedo S, Cebrian E, Ballesteros E. 2016. First Report on the Distribution and Impact of Marine Alien Species in Coastal Benthic Assemblages Along the Catalan Coast. In: Munné A, Ginebreda A, Prat N., editors. *Experiences from Ground, Coastal and Transitional Water Quality Monitoring. The EU Water Framework Directive Implementation in the Catalan River Basin District (Part II). The Handbook of Environmental Chemistry* 43. Cham (CH): Springer; p. 249-270

- Gauna MC, Cáceres EJ, Parodi ER. 2013. Temporal variations of vegetative features, sex ratios and reproductive phenology in a *Dictyota dichotoma* (Dictyotales, Phaeophyceae) population of Argentina. *Helgoland Mar Res*, 67: 721-732.
- Gauna MC, Cáceres EJ, Parodi ER. 2015. Spatial and temporal variability in algal epiphytes on Patagonian *Dictyota dichotoma* (Dictyotales, Phaeophyceae). *Aquat Bot*. 120:338–345
- Genzano GN, Rodriguez GM. 1998. Associations between hydroid species and their substrates from the intertidal zone of Mar del Plata (Argentina). *Misc Zool*. 21:21-29
- Guimarães SMPB, Braga MRA, Cordeiro-Marino M, Pedrini AG. 1986. Morphology and taxonomy of *Jolyna laminarioides*, a new member of the Scytosiphonales (Phaeophyceae) from Brazil. *Phycologia*. 25:99-108
- Häder DP, Lebert M, Sinha RP, Barbieri ES, Helbling EW. 2002. Role of protective and repair mechanisms in the inhibition of photosynthesis in marine macroalgae. *Photochem Photobiol Sci*. 1:809–814
- Halperin DR, Wenzel MT. 1987. Cianofíceas marinas de la provincia de Rio Negro (Argentina). I. *Darwiniana* 28(1/4):87-103
- Heinrich S, Zonneveld KAF, Bickert T, Willems H. 2011. The Benguela upwelling related to the Miocene cooling events and the development of the Antarctic Circumpolar Current: Evidence from calcareous dinoflagellate cysts. *Paleoceanography* 26:PA3209
- Hwang IK, Kim HS, Lee WJ. 2004. Evidence for taxonomic status of *Pachydictyon coriaceum* (Holmes) Okamura (Dictyotales, Phaeophyceae) based on morphology and plastid Protein coding rbcL, psaA, and psbA gene sequences. *Algae*. 19(3):175-190
- Hwang IK, Kim HS, Lee WJ. 2005. Polymorphism in the brown alga *Dictyota dichotoma* (Dictyotales, Phaeophyceae) from Korea. *Mar Biol*. 147:999–1015
- Hwang IK, Lee WJ, Kim HS, De Clerck O. 2009. Taxonomic reappraisal of *Dilophus okamurai* (Dictyotales, Phaeophyta) from the western Pacific Ocean. *Phycologia*. 48 (1):1–12
- Irigoyen AJ, Trobbiani G, Sgarlatta MP, Raffo MP. 2011. Effects of the alien algae *Undaria pinnatifida* (Phaeophyceae, Laminariales) on the diversity and abundance of

- benthic macrofauna in Golfo Nuevo (Patagonia, Argentina): potential implications for local food webs. *Biol Invasions*. 13:1521–1532
- Iturralde-Vinent MA. 2006. Meso-Cenozoic Caribbean paleogeography: Implications for the historical biogeography of the region. *Int Geol Rev* 48:791-827
- Lamouroux JVF. 1809. Observations sur la physiologie des algues marines, et description de cinq nouveaux genres de cette famille. *Nouv Bull Sci Soc Philom, Paris*. 1:330–333
- Le Roux JP. 2012. A review of Tertiary climate changes in southern South America and the Antarctic Peninsula. Part 1: Oceanic conditions. *Sediment Geol* 247–248:1–20
- Librado P, Rozas J. 2009. DnaSP v5: a software for comprehensive analysis of DNA polymorphism data. *Bioinformatics*. 25(11):1451-1452
- Lin Y, Zhan A. 2016. Population genetic structure and identification of loci under selection in the invasive tunicate, *Botryllus schlosseri*, using newly developed EST-SSRs. *Biochem Syst Ecol*. 66:331-336
- Littler DS, Littler MM. 2000. Caribbean reef plants: an identification guide to the reef plants of the Caribbean, Bahamas, Florida and Gulf of Mexico. Washington, DC : OffShore Graphics, Inc..
- Martín LA, Boraso de Zaixso AL, Miravalles AB, Rodríguez MC, Leonardi PI. 2013. Epiphytism in a subtidal natural bed of *Gracilaria gracilis* of southwestern Atlantic coast (Chubut, Argentina). *J Appl Phycol*. 25:1319–1329
- Martius KFP, Eschweiler GG, Esenbeck CGDN. 1833. *Flora Brasiliensis; seu Enumeratio plantarum in Brasilia tam sua sponte quam accedente cultura provenientium, quas in itinere auspiciis Maximiliani Josephi I. Bavariae regis annis 1817-1820 peracto collegit, partim descripsit; alias a Maximiliano seren. Principe Widensi, sellovio aliisque advectas addidit*. 1. 1: IV + 390 (Algae 1-50), 8 vol. Stuttgartiae et Tubingen: Sumptibus J.G. Cottae, p. 1-50
- Mead A, Carlton JT, Griffiths CL, Rius M. 2011. Revealing the scale of marine bioinvasions in developing regions: a South African re-assessment. *Biol Invasions*. 13:1991–2008
- Mendoza ML, Nizovoy A. 2000. Géneros de macroalgas marinas de la Argentina fundamentalmente de Tierra del Fuego: Secretaria de Desarrollo y Planeamiento de la Provincia de Tierra del Fuego. Ushuaia, Tierra del Fuego.

- Mesquita MMF, Baddini ALQ, Netto ADP, Araujo JM, Salgueiro F, Lopes-Filho EAP, De Paula JC, Fleury BG, Cavalcanti DNC, Teixeira VL. 2015. Chemical similarity between *Dictyota caribaea* and *Dictyota menstrualis* (Dictyotaceae, Phaeophyceae) from the coast of Rio de Janeiro, Brazil. *Biochem Syst Ecol.* 58:97-101
- Montagne C. 1839. Cryptogames de la Patagonie. In: Voyage Dans L'amérique Méridionale (Le Brésil, La République Orientale De L'uruguay, La République Argentine, La Patagonie, La République Du Chili, La République de Bolivia, La République Du Pérou), Exécité Pendant Les Années 1826, 1827, 1828, 1829, 1830, 1831, 1832 Et 1833. Vol. 7: Botanique. Part I. Sertum Patagonium. (D'orbigny, A. Eds), p. 1-19. Paris:
- Moore PG, Eastman LB. 2015. The tube-dwelling lifestyle in crustaceans and its relation to feeding. In: Thiel M, Watling L, editors. *Lifestyles and feeding biology. The natural history of the crustacea.V.2.* New Tork: Oxford University Press. ; p.35-77
- Mystikou A, Asensi AO, De Clerck O, Müller DG, Peters AF, Tsiamis K, Fletcher KI, Westermeier R, Brickle P, West P, Küpper FC. 2016. New records and observations of macroalgae and associated pathogens from the Falkland Islands, Patagonia and Tierra del Fuego. *Bot Mar* 59(2-3):105–121
- Nelson WA, Wilcox MD. 2010. *Rosenvingea* (Ectocarpales, Scytosiphonaceae) – a new brown macroalgal record for New Zealand. *New Zeal J Bot.* 48(3-4):193-196
- Ni-Ni-Win, Hanyuda T, Arai S, Uchimura M, Prathep A, Draisma SGA, Phang SM, Abbott IA, Millar AJK, Kawai H. 2011. A taxonomic study of the genus *Padina* (Dictyotales, Phaeophyceae) including the descriptions of four new species from Japan, Hawaii, and the Andaman Sea. *J Phycol.* 47:1193–1209
- Oliveira Filho EC. 1977. *Algas marinhas bentônicas do Brasil [Thesis].* São Paulo (SP): Universidade de São Paulo.
- Palermo JA, Bernardo JJ, Seldes AM. 1994. Dictyol-D-2b-acetate and other diterpenoids from the brown alga *Dictyota dichotoma*. *Ann Assoc Quím Argent.* 82:355–358
- Piriz ML, Eyra MC, Rotagno CM. 2003. Changes in biomass and botanical composition of beachcoast seaweeds in a disturbed coastal area from Argentine Patagonia. *J Appl Phycol.* 15:67-74
- Rabanal M, Ponce NMA., Navarro DA, Gómez RM, Stortz CA. 2014. The system of fucoidans from the brown seaweed *Dictyota dichotoma*: Chemical analysis and antiviral activity. *Carbohydr Polym.* 101:804–811

- Raffo MP, Eyras MC, Iribarne OO. 2009. The invasion of *Undaria pinnatifida* to a *Macrocystis pyrifera* kelp in Patagonia (Argentina, south-west Atlantic). *J Mar Biol Assoc UK*. 89(8):1571–1580
- Raffo MP, Russo VL, Schwindt E. 2014. Introduced and native species on rocky shore macroalgal assemblages: Zonation patterns, composition and diversity. *Aquat Bot*. 112:57–65
- Ramírez ME, Nuñez JD, Ocampo EH, Matula CV, Suzuki M, Hashimoto T, Cledón M. 2012. *Schizymenia dubyi* (Rhodophyta, Schizymeniaceae), a new introduced species in Argentina, *New Zeal J Bot*. 50(1):51-58
- Robinson T. 2015. Marine invasions in South Africa: patterns and trends. *Quest* 11(2):44-45
- Rommerskirchen F, Condon T, Mollenhauer G, Dupont L, Schefuss E. 2011. Miocene to Pliocene development of surface and subsurface temperatures in the Benguela Current system. *Paleoceanography* 26:PA3216
- Ronquist F, Teslenko M, Der Mark PV, Ayres DL, Darling A, Höhna S, Larget B, Liu L, Suchard MA, Huelsenbeck AP. 2012. Mrbayes3.2: Efficient bayesian phylogenetic inference and model choice across a large model space. *Syst Biol*. 61(3):539–542
- Roux AM, Fernández M, Bremec C. 1995. Estudio preliminar de las comunidades bentónicas de los fondos de pesca de langostino patagónico del Golfo San Jorge (Argentina). *Cienc Mar*. 21(3):295-310
- Saint-Hillaire A. 1833. Voyage dans le District des Diamans et sur le litoral du Brésil. Vol.1, i-xx + 402pp. Paris
- Schnetter R, Hörnig I, Weber-Peukert G. 1987. Taxonomy of some North Atlantic *Dictyota* species (Phaeophyta). *Hydrobiologia*. 151/152:193-197.
- Schwindt E, Gappa JL, Raffo MP, Tatian M, Bortolus A, Orensanz JM, Alonso G, Diez ME, Doti B, Genzano G, Lagger C, et al. 2014. Marine fouling invasions in ports of Patagonia (Argentina) with implications for legislation and monitoring programs. *Mar Environ Res*. 99:60-68
- Secq MPOL, Goër SL, Stam WT, Olsen JL, 2006. Complete mitochondrial genomes of the three brown algae (Heterokonta: Phaeophyceae) *Dictyota dichotoma*, *Fucus vesiculosus* and *Desmarestia viridis*. *Curr Genet*. 49:47–58

- Siamopoulou P, Bimplakis A, Iliopoulou D, Vagias C, Cos P, Berghe DV, Roussis V. 2004. Diterpenes from the brown algae *Dictyota dichotoma* and *Dictyota linearis*. *Phytochemistry*. 65:2025–2030
- Silberfeld T, Leigh JW, Verbruggen H, Cruaud C, Reviers B, Rousseau F. 2010. A multi-locus time-calibrated phylogeny of the brown algae (Heterokonta, Ochrophyta, Phaeophyceae): Investigating the evolutionary nature of the “brown algal crown radiation”. *Mol Phylogenet Evol*. 56:659–674
- Spalding MD, Fox HE, Allen GR, Davidson N, Ferdaña ZA, Finlayson M, Halpern BS, Jorge MA, Lombana A, Lourie SA, Martin KD, et al. 2007. Marine Ecoregions of the World: A Bioregionalization of Coastal and Shelf Areas. *BioScience*. 57(7):573-583
- Stachowicz JJ, Hay ME. 2000. Geographic variation in camouflage specialization by a decorator crab. *Am Nat*. 156(1):59-71
- Stille P. 1992. Nd-Sr isotope evidence for dramatic changes of paleocurrents in the Atlantic Ocean during the past 80 m.y. *Geology* 20:387-390
- Stille P, Steinmann M, Riggs SR. 1996. Nd isotope evidence for the evolution of the paleocurrents in the Atlantic and Tethys Oceans during the past 180 Ma. *Earth Planet Sc Lett* 144:9-19
- Storero LP, Gonzalez RA. 2008. Feeding habits of the seahorse *Hippocampus patagonicus* in San Antonio Bay (Patagonia, Argentina). *J Mar Biol Assoc UK*. 88(7):1503–1508
- Széchy MTM, De Paula JC. Phaeophyceae Lista de Espécies da Flora do Brasil [Internet]. Rio de Janeiro: Jardim Botânico do Rio de Janeiro. [cited 2016 Sept 25]. Available from: <http://floradobrasil.jbrj.gov.br/jabot/floradobrasil/FB99411>
- Tamura K, Stecher G, Peterson D, Filipski A, Kumar S. 2013. Mega6: Molecular Evolutionary Genetics Analysis Version 6.0. *Mol Phylogenet Evol*. 30:2725-2729.
- Taylor WR. 1939. Algae collected by the "Hassler", "Albatross" and Schmitt expeditions. II. Marine algae from Uruguay, Argentina, the Falkland Islands, and the Strait of Magellan. *Papers Mich Ac Sc Arts Let*. 24:127-164.
- Tronholm A, Leliaert F, Sansón M, Afonso-Carrillo J, Tyberghein L, Verbruggen H, De Clerck O. 2012. Contrasting geographical distributions as a result of thermal tolerance and long-distance dispersal in two allegedly widespread tropical brown algae. *Plos One*7:e30813

- Tronholm A, Sansón M, Afonso-Carrillo J, De Clerck O. 2008. Distinctive morphological features, life-cycle phases and seasonal variations in subtropical populations of *Dictyota dichotoma* (Dictyotales, Phaeophyceae). *Bot Mar.* 51:132–144
- Tronholm A, Sansón M, Afonso-Carrillo J, Verbruggen H, De Clerck O. 2010a. Niche partitioning and the coexistence of two cryptic *Dictyota* (Dictyotales, Phaeophyceae) species from the Canary Islands. *J Phycol.* 46:1075-1087
- Tronholm A, Steen F, Tyberghein L, Leliaert F, Verbruggen H, Siguan MAR, De Clerck O. 2010b. Species delimitation, taxonomy and biogeography of *Dictyota* in Europe (Dictyotales, Phaeophyceae). *J Phycol.* 46:1301-1321
- Valentin JL. 2001. The Cabo Frio Upwelling System, Brazil. In: Seeliger U, Kjerfve B. Coastal Marine Ecosystems of Latin America.. *Ecol Stud.* 144. Berlin: Springerp.97-105.
- Vallim MA, De Paula JC, Pereira RC, Teixeira VL. 2005. The diterpenes from Dictyotacean marine brown algae in the Tropical Atlantic American region. *Biochem Syst Ecol.* 33:1–16
- Van den Hoek C. 1982. Phytogeographic distribution groups of benthic marine algae in the north Atlantic Ocean. A review of experimental evidence from life history studies. *Helgol Meeresunters.* 35:153-214
- Varisco M, Martín L, Zaixso H, Velasquez C, Vinuesa J. 2015. Food and habitat choice in the spider crab *Leucippa pentagona* (Majoidea: Epialtidae) in Bahía Bustamante, Patagonia, Argentina. *Sci Mar.* 79(1):107-116
- Verlaque M, Steen F, De Clerck O. 2009. *Rugulopteryx* (Dictyotales, Phaeophyceae), a genus recently introduced to the Mediterranean. *Phycologia.* 48:536–542
- Villaça R, Fonseca AC, Jensen VK, Knoppers B. 2010. Species composition and distribution of macroalgae on Atol das Rocas, Brazil, SW Atlantic. *Bot Mar.* 53:113–122
- Zaixso HE, Boraso de Zaixso AL, Ward KTP, Lizarralde ZI, Dadón J, Galván D. 2015. El bentos costero patagónico. In: Zaixso HE, Boraso AL, editors. La Zona Costera Patagónica Argentina, Vol. II: Comunidades Biológicas Y Geología.: Comodoro Rivadavia: Editorial Universitaria de la Patagonia; p.43-151
- Zaixso HE. 2004. Bancos de cholga *Aulacomya atra* (Molina) (Bivalvia: Mytilidae) del golfo San José (Chubut, Argentina): Diversidad y relaciones con facies afines. *Rev Biol Mar Oceanogr.* 39(2):61– 78

APÊNDICES DO CAPÍTULO I

Appendix 1: Sequences used on the phylogenetic analyses

Taxa	Locality	Herbarium ID	Voucher	Genbank Accession Number			References
				<i>psbA</i>	<i>rbcL</i>	<i>Nad1</i>	
<i>Canistrocarpus cervicornis</i>	Phillipines, Leyte Island, Municipality of Isabel, Apale	N.D.	DAP021	–	DQ472073.1	–	De Clerck et al. 2006
	Spain, Canary Islands, Tenerife Island, Punta Hidalgo	N.D.	D192	–	–	GQ425184.1	Tronholm et al. 2010
<i>Canistrocarpus crispatus</i>	Tanzania, Zanzibar Island, Matemwe	N.D.	TZ0714C	GQ466069.1	–	–	Tronholm et al. 2010
	Phillipines, Bohol Island, Panglao	N.D.	HV721	–	GQ425119.1	–	Tronholm et al. 2010
	Phillipines, Province of Negros Oriental, Dumaguete	N.D.	ODC1444	–	–	GQ425176.1	Tronholm et al. 2010
<i>Dictyota acutiloba</i>	Kenya, Tiwi	N.D.	ODC1545	GU265787.1	–	–	Tronholm et al. 2010
	USA, Hawaii Islands, Oahu Island, Honolulu, Ala Moana beach	N.D.	ODC888	EU395602.1	DQ472056.1	GU290247.1	Hwang et al. 2009 / Tronholm et al. 2010
<i>Dictyota adnata</i>	Phillipines, Province of Negros Oriental, Bais	N.D.	ODC1485	GQ425188.1	–	GQ425178.1	Tronholm et al. 2010
	Indonesia, Raja Ampat Islands, Gam Island	N.D.	SD712204	–	GQ425106.1	–	Tronholm et al. 2010
<i>Dictyota bartayresiana</i>	Kenya, Diani Beach	N.D.	ODC1513	–	–	GQ425183.1	Tronholm et al. 2010
	Kenya, Kinondo Reef	N.D.	ODC1588	–	GQ425107.1	–	Tronholm et al. 2010
<i>Dictyota canaliculata</i>	Dominican Republic, Province of La Altagracia, Punta Cana, Playa Bávaro	N.D.	DR7	GQ425189.1	–	–	Tronholm et al. 2010
	Indonesia, Raja Ampat Islands, Yeffam Island	N.D.	SD712709	–	GQ425108.1	–	Tronholm et al. 2010
	Phillipines, Siquijor Island, Dapdap	N.D.	ODC1477	–	–	GQ425177.1	Tronholm et al. 2010
<i>Dictyota ciliolata</i>	Indonesia, Raja Ampat Islands, Gam Island, Desa Besir	N.D.	SD712400	GQ466072.1	–	–	Tronholm et al. 2010
	French Polynesia, Tahiti Island, Faaa	N.D.	HV214a	–	DQ472067.1	–	Tronholm et al. 2010
	Phillipines, Province of Negros Oriental, Dumaguete	N.D.	ODC1442	–	–	GQ425175.1	Tronholm et al. 2010
<i>Dictyota coriacea</i>	French Polynesia, Tahiti Island, Faaa	N.D.	HV231a	EU395607.1	–	–	Hwang et al. 2009
	Spain, Canary Islands, Tenerife Island, Punta Hidalgo	N.D.	D191	–	GQ425109.1	GQ425173.1	Tronholm et al. 2010
<i>Dictyota cyanoloma</i>	Spain, Canary Islands, Gran Canaria Island, Faro de Maspalomas	N.D.	D396	JX312643.1	–	–	Tronholm et al. 2012
	Japan, Honshu Island, Shizuoka Prefecture, Yumigahama beach	N.D.	SZKIZ039	–	AB096889.1	–	Genbank
	USA, California State, Dana Point	N.D.	CSUF003	–	–	GU290251.1	Tronholm et al. 2010
<i>Dictyota cymatophila</i>	Japan, Honshu Island, Chiba Prefecture, Choshi	N.D.	JALee11	AY748323.1	–	–	Hwang et al. 2004
	Portugal, Province of Algarve, City of Portimão, Praia da Rocha	N.D.	D544	–	JQ061123.1	JQ061114.1	Tronholm et al. 2012
<i>Dictyota cymatophila</i>	Croatia, Split-Dalmatia County, City of Split, Bacvice beach	N.D.	FS405	GU255710.1	–	–	Tronholm et al. 2010
	Spain, Canary Islands, Gran Canaria Islands, El Berriel	N.D.	D397	–	GQ425111.1	–	Tronholm et al. 2010

	Spain, Canary Islands, Tenerife Island, Punta Hidalgo	N.D.	D403	–	–	GQ425179.1	Tronholm et al. 2010
	Spain, Canary Islands, Tenerife Island, Punta Hidalgo	N.D.	D306	GQ425193.1	–	–	Tronholm et al. 2010
	Argentina, Province of Río Negro, San Antonio Oeste, San Matías Gulf, Las Grutas Beach	BBB-Gauna669	M507RJ	KY008768.1	KY012330.1	KY012327.1	This study
	Argentina, Province of Río Negro, San Antonio Oeste, San Matías Gulf, Las Grutas Beach	BBB-Gauna676	M514RJ	KY008769.1	KY012329.1	KY012326.1	This study
<i>Dictyota dichotoma</i>	Ireland, Galway County, Galway Bay, Spiddal	N.D.	IK81	–	AY527200.1	–	Hwang et al. 2004
	France, Brittany, Department of Finistère, Pointe de Moustierlin	N.D.	Cultivated	–	–	NC_007685.1	Secq et al. 2006
	England, City of Barrow-in-furness, Walney Island	N.D.	ODC1689	GU255542.1	–	–	Tronholm et al. 2010
	France, Occitanie, Department of Pyrénées-Orientales, Port Vendres, Les Paulilles	N.D.	ODC1049	–	DQ472078.1	–	De Clerck et al. 2006
<i>Dictyota fasciola</i>	France, Occitanie, Department of Pyrénées-Orientales, Côte Vermeille, Cerbere, Cap Peyrefitte	N.D.	ODC1065	GQ466074.1	–	GQ425172.1	Tronholm et al. 2010
	Tanzania, Zanzibar, Mnemba atoll	N.D.	TZ0490	JQ061043.1	JQ061125.1	JQ061116.1	Tronholm et al. 2012
<i>Dictyota grossedentata</i>	Chile, Pan de Azúcar National Park	N.D.	Faugeron_Chile-M1	–	DQ472057.1	–	De Clerck et al. 2006
				EU395618.1	–	GU290250.1	Hwang et al. 2009 / Tronholm et al. 2010 / Tronholm et al. 2012
<i>Dictyota kunthii</i>	Chile, Pan de Azúcar National Park	N.D.	D102	–	–	–	Tronholm et al. 2010
	Spain, Balearic Islands, Mallorca Island	N.D.	D595	–	GU290254.1	–	Tronholm et al. 2010
<i>Dictyota mediterranea</i>	Spain, Murcia, City of Cartagena, Cabo de Palos, Cala Flores beach	N.D.	Sanchez2	GU255612.1	–	–	Tronholm et al. 2010
	Croatia, Hvar Island	N.D.	LLGO224	–	–	GU290246.1	Tronholm et al. 2010
<i>Dictyota menstrualis</i>	Brazil, Rio de Janeiro State, City of Armação dos Búzios, Rasa beach, Ponta do Pai Vitório	HUNI 1372	JPC058	KM101060.1	KY012328.1	KY012325.1	Mesquita et al. 2015 / This study
	Jamaica, St. Ann Parish, Drax Hall, East of St. Ann's Bay	N.D.	HV923	–	DQ472060.1	–	De Clerck et al. 2006
<i>Dictyota mertensii</i>	Dominican Republic, Province of La Altagracia, Punta Cana, Playa Bávaro	N.D.	DR31	GQ425215.1	–	GQ425180.1	Tronholm et al. 2010
	South Africa, Province of Kwazulu-Natal, District of Ugu, Port Edward, Palm Beach	N.D.	KZNb2345	–	–	JQ061118.1	Tronholm et al. 2012
<i>Dictyota naevosa</i>	South Africa, Province of Kwazulu-Natal, District of uMkhanyakude, iSimangaliso Wetland Park, Mission Rocks	N.D.	KZN2241	EU395609.1	DQ472084.1	–	Hwang et al. 2009 / Tronholm et al. 2012
	Venezuela, Margarita Island, El Tirano beach	N.D.	Sole3	–	GQ425115.1	–	Tronholm et al. 2010
<i>Dictyota pinmatifida</i>	Jamaica, St. Ann Parish, Priory, Chris Cove	N.D.	HV932	–	–	GQ425171.1	Tronholm et al. 2010
	Dominican Republic, Province of La Altagracia, Punta Cana, Playa Bávaro	N.D.	DR6	JQ061072.1	–	–	Tronholm et al. 2012

<i>Dictyota rigida</i>	Kenya, Mombasa, McKenzie Point	N.D.	ODC1623	–	GQ425117.1	–	Tronholm et al. 2010
	Kenya, Mombasa, McKenzie Point	N.D.	ODC1657	GQ466077.1	–	GQ425181.1	Tronholm et al. 2010
<i>Dictyota stolonifera</i>	Taiwan, City of Keelung, Batouzi Harbor	N.D.	D264	–	GQ425118.1	–	Tronholm et al. 2010
	Tanzania, Zanzibar, Mnemba atoll	N.D.	TZ0488	JQ061082.1	–	GQ425182.1	Tronholm et al. 2010
<i>Dictyota sandvicensis</i>	USA, Hawaii Islands, Oahu Island, Lanikai	N.D.	ODC896	EU395611.1	DQ472063.1	–	Hwang et al. 2009 / Tronholm et al. 2010 / Tronholm et al. 2012
	USA, Hawaii Islands, Oahu Island, Honolulu, Ala Moana beach	N.D.	ODC889	–	–	GU290248.1	Tronholm et al. 2010
<i>Dictyota</i> sp	Argentina, Tierra del Fuego, Bahia Thetis	PC0720276	N.D.	KU708626.1	–	–	Mystikou et al. 2016
	Malvinas/Falklands, Isla Soledad/East Falkland, San Carlos, Playa Azul/Blue Beach	BM0011804 99	N.D.	KU708625.1	–	–	
<i>Padina pavonica</i>	France, Provence-Alpes-Côte d'Azur, Department of Alpes-Maritimes, Cannes City	N.D.	CAN2	–	AB512551.1	–	Ni-Ni-Win et al. 2011
	France, Provence-Alpes-Côte d'Azur, Department of Var, Ile des Embiez	PC0171175	FRA0509	EU681649.1	–	EU681498.1	Silberfeld et al. 2010

Appendix 2: Sequences used on haplotype network of *psbA* from *Dictyota dichotoma*. Sequences used on the final haplotype network are featured with an asterisk (*)

Genbank Accession Number	Taxon	Locality	Herbarium ID	Voucher	Latitude	Longitude	References
* KY008768.1	<i>Dictyota dichotoma</i>	Argentina, Province of Río Negro, San Antonio Oeste, San Matías Gulf, Las Grutas Beach	BBB-Gauna669	M507RJ	-40,8	-64,8	This study
* KY008769.1	<i>Dictyota dichotoma</i>	Argentina, Province of Río Negro, San Antonio Oeste, San Matías Gulf, Las Grutas Beach	BBB-Gauna676	M514RJ	-40,8	-64,8	This study
GU255768.1	<i>Dictyota dichotoma</i>	Croatia, Dubrovnik–Neretva County, City of Dubrovnik	N.D.	D662	42,641	18,104	Tronholm et al. 2010
* GU255819.1	<i>Dictyota dichotoma</i>	Croatia, Dubrovnik–Neretva County, City of Dubrovnik	N.D.	D663	42,641	18,104	Tronholm et al. 2010
GU255820.1	<i>Dictyota dichotoma</i>	Croatia, Dubrovnik–Neretva County, City of Dubrovnik	N.D.	D664	42,641	18,104	Tronholm et al. 2010
GU255821.1	<i>Dictyota dichotoma</i>	Croatia, Dubrovnik–Neretva County, City of Dubrovnik	N.D.	D665	42,641	18,104	Tronholm et al. 2010
* GU255822.1	<i>Dictyota dichotoma</i>	Croatia, Dubrovnik–Neretva County, City of Dubrovnik	N.D.	D666	42,641	18,104	Tronholm et al. 2010
GU255827.1	<i>Dictyota dichotoma</i>	Croatia, Dubrovnik–Neretva County, City of Dubrovnik, Lapad beach	N.D.	D671	42,654	18,069	Tronholm et al. 2010
* GU265775.1	<i>Dictyota dichotoma</i>	Croatia, Split-Dalmatia County, City of Split, Bacvice beach	N.D.	FS350	43,5	16,446	Tronholm et al. 2010
GU265776.1	<i>Dictyota dichotoma</i>	Croatia, Split-Dalmatia County, City of Split, Bacvice beach	N.D.	FS376	43,5	16,446	Tronholm et al. 2010
GU265777.1	<i>Dictyota dichotoma</i>	Croatia, Split-Dalmatia County, City of Split, Bacvice beach	N.D.	FS387	43,5	16,446	Tronholm et al. 2010
GU265778.1	<i>Dictyota dichotoma</i>	Croatia, Split-Dalmatia County, City of Split, Bacvice beach	N.D.	FS388	43,5	16,446	Tronholm et al. 2010
GU265779.1	<i>Dictyota dichotoma</i>	Croatia, Split-Dalmatia County, City of Split, Bacvice beach	N.D.	FS391	43,5	16,446	Tronholm et al. 2010
GU265780.1	<i>Dictyota dichotoma</i>	Croatia, Split-Dalmatia County, City of Split, Bacvice beach	N.D.	FS397	43,5	16,446	Tronholm et al. 2010
GU265781.1	<i>Dictyota dichotoma</i>	Croatia, Split-Dalmatia County, City of Split, Bacvice beach	N.D.	FS412	43,5	16,446	Tronholm et al. 2010
* GU255659.1	<i>Dictyota dichotoma</i>	Croatia, Split-Dalmatia County, City of Split, Bacvice beach	N.D.	FS344	43,5	16,446	Tronholm et al. 2010
GU255660.1	<i>Dictyota dichotoma</i>	Croatia, Split-Dalmatia County, City of Split, Bacvice beach	N.D.	FS345	43,5	16,446	Tronholm et al. 2010
GU255661.1	<i>Dictyota dichotoma</i>	Croatia, Split-Dalmatia County, City of Split, Bacvice beach	N.D.	FS346	43,5	16,446	Tronholm et al. 2010
GU255662.1	<i>Dictyota dichotoma</i>	Croatia, Split-Dalmatia County, City of Split, Bacvice beach	N.D.	FS347	43,5	16,446	Tronholm et al. 2010
GU255663.1	<i>Dictyota dichotoma</i>	Croatia, Split-Dalmatia County, City of Split, Bacvice beach	N.D.	FS348	43,5	16,446	Tronholm et al. 2010
GU255664.1	<i>Dictyota dichotoma</i>	Croatia, Split-Dalmatia County, City of Split, Bacvice beach	N.D.	FS349	43,5	16,446	Tronholm et al. 2010
GU255665.1	<i>Dictyota dichotoma</i>	Croatia, Split-Dalmatia County, City of Split, Bacvice beach	N.D.	FS351	43,5	16,446	Tronholm et al. 2010
GU255666.1	<i>Dictyota dichotoma</i>	Croatia, Split-Dalmatia County, City of Split, Bacvice beach	N.D.	FS352	43,5	16,446	Tronholm et al. 2010
GU255667.1	<i>Dictyota dichotoma</i>	Croatia, Split-Dalmatia County, City of Split, Bacvice beach	N.D.	FS353	43,5	16,446	Tronholm et al. 2010
GU255668.1	<i>Dictyota dichotoma</i>	Croatia, Split-Dalmatia County, City of Split, Bacvice beach	N.D.	FS354	43,5	16,446	Tronholm et al. 2010
GU255669.1	<i>Dictyota dichotoma</i>	Croatia, Split-Dalmatia County, City of Split, Bacvice beach	N.D.	FS355	43,5	16,446	Tronholm et al. 2010
GU255670.1	<i>Dictyota dichotoma</i>	Croatia, Split-Dalmatia County, City of Split, Bacvice beach	N.D.	FS356	43,5	16,446	Tronholm et al. 2010
GU255671.1	<i>Dictyota dichotoma</i>	Croatia, Split-Dalmatia County, City of Split, Bacvice beach	N.D.	FS359	43,5	16,446	Tronholm et al. 2010
GU255672.1	<i>Dictyota dichotoma</i>	Croatia, Split-Dalmatia County, City of Split, Bacvice beach	N.D.	FS360	43,5	16,446	Tronholm et al. 2010
GU255673.1	<i>Dictyota dichotoma</i>	Croatia, Split-Dalmatia County, City of Split, Bacvice beach	N.D.	FS361	43,5	16,446	Tronholm et al. 2010

GU255712.1	<i>Dictyota dichotoma</i>	Croatia, Split-Dalmatia County, City of Split, Bacvice beach	N.D.	FS407	43,5	16,446	Tronholm et al. 2010
* GU255713.1	<i>Dictyota dichotoma</i>	Croatia, Split-Dalmatia County, City of Split, Bacvice beach	N.D.	FS408	43,5	16,446	Tronholm et al. 2010
GU255714.1	<i>Dictyota dichotoma</i>	Croatia, Split-Dalmatia County, City of Split, Bacvice beach	N.D.	FS409	43,5	16,446	Tronholm et al. 2010
GU255715.1	<i>Dictyota dichotoma</i>	Croatia, Split-Dalmatia County, City of Split, Bacvice beach	N.D.	FS410	43,5	16,446	Tronholm et al. 2010
GU255716.1	<i>Dictyota dichotoma</i>	Croatia, Split-Dalmatia County, City of Split, Bacvice beach	N.D.	FS411	43,5	16,446	Tronholm et al. 2010
GU255717.1	<i>Dictyota dichotoma</i>	Croatia, Split-Dalmatia County, City of Split, Bacvice beach	N.D.	FS413	43,5	16,446	Tronholm et al. 2010
GU255718.1	<i>Dictyota dichotoma</i>	Croatia, Split-Dalmatia County, City of Split, Bacvice beach	N.D.	FS414	43,5	16,446	Tronholm et al. 2010
GU255719.1	<i>Dictyota dichotoma</i>	Croatia, Split-Dalmatia County, City of Split, Bacvice beach	N.D.	FS415	43,5	16,446	Tronholm et al. 2010
GU255720.1	<i>Dictyota dichotoma</i>	Croatia, Split-Dalmatia County, City of Split, Bacvice beach	N.D.	FS416	43,5	16,446	Tronholm et al. 2010
GU255721.1	<i>Dictyota dichotoma</i>	Croatia, Split-Dalmatia County, City of Split, Bacvice beach	N.D.	FS417	43,5	16,446	Tronholm et al. 2010
GU255722.1	<i>Dictyota dichotoma</i>	Croatia, Split-Dalmatia County, City of Split, Bacvice beach	N.D.	FS418	43,5	16,446	Tronholm et al. 2010
GU255723.1	<i>Dictyota dichotoma</i>	Croatia, Split-Dalmatia County, City of Split, Bacvice beach	N.D.	FS419	43,5	16,446	Tronholm et al. 2010
GU255724.1	<i>Dictyota dichotoma</i>	Croatia, Split-Dalmatia County, City of Split, Bacvice beach	N.D.	FS420	43,5	16,446	Tronholm et al. 2010
GU255725.1	<i>Dictyota dichotoma</i>	Croatia, Split-Dalmatia County, City of Split, Bacvice beach	N.D.	FS421	43,5	16,446	Tronholm et al. 2010
GU255726.1	<i>Dictyota dichotoma</i>	Croatia, Split-Dalmatia County, City of Split, Bacvice beach	N.D.	FS422	43,5	16,446	Tronholm et al. 2010
* GU255727.1	<i>Dictyota dichotoma</i>	Croatia, Split-Dalmatia County, City of Split, Bacvice beach	N.D.	FS423	43,5	16,446	Tronholm et al. 2010
* FJ869842.1	<i>Dictyota dichotoma</i>	France, Brittany, Department of Finistère , Pointe de Mousterlin	N.D.	FS160	47,844	-4,012	Verlaque et al. 2009
* FJ869843.1	<i>Dictyota dichotoma</i>	France, Brittany, Department of Finistère , Pointe de Mousterlin	N.D.	FS161	47,844	-4,012	Verlaque et al. 2009
GU255813.1	<i>Dictyota dichotoma</i>	France, Brittany, Department of Finistère , Pointe de Mousterlin	N.D.	FS162	47,844	-4,012	Tronholm et al. 2010
GU255814.1	<i>Dictyota dichotoma</i>	France, Brittany, Department of Finistère , Pointe de Mousterlin	N.D.	FS163	47,844	-4,012	Tronholm et al. 2010
GU255809.1	<i>Dictyota dichotoma</i>	France, Brittany, Department of Finistère, Pointe de Raz, Anse de Loc'h	N.D.	FS114	48,028	-4,635	Tronholm et al. 2010
GU255810.1	<i>Dictyota dichotoma</i>	France, Brittany, Department of Finistère, Pointe de Raz, Anse de Loc'h	N.D.	FS115	48,028	-4,635	Tronholm et al. 2010
GU255811.1	<i>Dictyota dichotoma</i>	France, Brittany, Department of Finistère, Pointe de Raz, Anse de Loc'h	N.D.	FS116	48,028	-4,635	Tronholm et al. 2010
GU255812.1	<i>Dictyota dichotoma</i>	France, Brittany, Department of Finistère, Pointe de Raz, Anse de Loc'h	N.D.	FS117	48,028	-4,635	Tronholm et al. 2010
GU255531.1	<i>Dictyota dichotoma</i>	France, Brittany, Department of Finistère , Roscoff, Ile Verte	N.D.	HEC15604	48,731	-3,989	Tronholm et al. 2010
* GU255532.1	<i>Dictyota dichotoma</i>	France, Brittany, Department of Finistère , Roscoff, Ile Verte	N.D.	HEC15613	48,731	-3,989	Tronholm et al. 2010
GU255774.1	<i>Dictyota dichotoma</i>	France, Brittany, Department of Finistère , Roscoff, Ile Verte	N.D.	FS094	48,727	-3,984	Tronholm et al. 2010
* GU255803.1	<i>Dictyota dichotoma</i>	France, Brittany, Department of Finistère , Roscoff, Ile Verte	N.D.	FS088	48,727	-3,984	Tronholm et al. 2010
GU255806.1	<i>Dictyota dichotoma</i>	France, Brittany, Department of Finistère , Roscoff, Ile Verte	N.D.	FS089	48,727	-3,984	Tronholm et al. 2010
GU255807.1	<i>Dictyota dichotoma</i>	France, Brittany, Department of Finistère , Roscoff, Ile Verte	N.D.	FS090	48,727	-3,984	Tronholm et al. 2010
GU255808.1	<i>Dictyota dichotoma</i>	France, Brittany, Department of Finistère , Roscoff, Ile Verte	N.D.	FS091	48,727	-3,984	Tronholm et al. 2010
* EU395606.1	<i>Dictyota dichotoma</i>	France, Hauts-de-France, Department of Pas-de-Calais, Point du Nid de Corbet, Audresselles	N.D.	ODC1027	50,828	1,589	Hwang et al. 2009/ Tronholm et al. 2012
* GU255571.1	<i>Dictyota dichotoma</i>	France, Hauts-de-France, Department of Pas-de-Calais, Wimereux, Ancien Fort de Croi	N.D.	ODC1387	50,764	1,604	Tronholm et al. 2010

GU255804.1	<i>Dictyota dichotoma</i>	France, Normandy, Department of Seine-Maritime, Etretat	N.D.	FS001	49,706	0,196	Tronholm et al. 2010
* GU255805.1	<i>Dictyota dichotoma</i>	France, Normandy, Department of Seine-Maritime, Etretat	N.D.	FS002	49,706	0,196	Tronholm et al. 2010
* GU255540.1	<i>Dictyota dichotoma</i>	France, Occitanie, Banyuls, Cap du Troc	N.D.	ODC1055	42,48	3,142	Tronholm et al. 2010
GU265774.1	<i>Dictyota dichotoma</i>	France, Provence-Alpes-Côte d'Azur, Carry-le-Rouet, Sausset les Pins	N.D.	FS249	43,329	5,105	Tronholm et al. 2010
* GU255775.1	<i>Dictyota dichotoma</i>	France, Provence-Alpes-Côte d'Azur, Carry-le-Rouet, Sausset les Pins	N.D.	FS244	43,329	5,105	Tronholm et al. 2010
GU255776.1	<i>Dictyota dichotoma</i>	France, Provence-Alpes-Côte d'Azur, Carry-le-Rouet, Sausset les Pins	N.D.	FS250	43,329	5,105	Tronholm et al. 2010
GU255777.1	<i>Dictyota dichotoma</i>	France, Provence-Alpes-Côte d'Azur, Carry-le-Rouet, Sausset les Pins	N.D.	FS254	43,329	5,105	Tronholm et al. 2010
GU255778.1	<i>Dictyota dichotoma</i>	France, Provence-Alpes-Côte d'Azur, Carry-le-Rouet, Sausset les Pins	N.D.	FS255	43,329	5,105	Tronholm et al. 2010
GU255779.1	<i>Dictyota dichotoma</i>	France, Provence-Alpes-Côte d'Azur, Carry-le-Rouet, Sausset les Pins	N.D.	FS256	43,329	5,105	Tronholm et al. 2010
GU255780.1	<i>Dictyota dichotoma</i>	France, Provence-Alpes-Côte d'Azur, Carry-le-Rouet, Sausset les Pins	N.D.	FS258	43,329	5,105	Tronholm et al. 2010
GU255782.1	<i>Dictyota dichotoma</i>	France, Provence-Alpes-Côte d'Azur, Carry-le-Rouet, Sausset les Pins	N.D.	FS251	43,329	5,105	Tronholm et al. 2010
GU255783.1	<i>Dictyota dichotoma</i>	France, Provence-Alpes-Côte d'Azur, Carry-le-Rouet, Sausset les Pins	N.D.	FS253	43,329	5,105	Tronholm et al. 2010
GU255815.1	<i>Dictyota dichotoma</i>	France, Provence-Alpes-Côte d'Azur, Carry-le-Rouet, Sausset les Pins	N.D.	FS240	43,329	5,105	Tronholm et al. 2010
* GU255816.1	<i>Dictyota dichotoma</i>	France, Provence-Alpes-Côte d'Azur, Carry-le-Rouet, Sausset les Pins	N.D.	FS241	43,329	5,105	Tronholm et al. 2010
* GU255817.1	<i>Dictyota dichotoma</i>	France, Provence-Alpes-Côte d'Azur, Carry-le-Rouet, Sausset les Pins	N.D.	FS242	43,329	5,105	Tronholm et al. 2010
* GU255818.1	<i>Dictyota dichotoma</i>	France, Provence-Alpes-Côte d'Azur, Carry-le-Rouet, Sausset les Pins	N.D.	FS243	43,329	5,105	Tronholm et al. 2010
GU255847.1	<i>Dictyota dichotoma</i>	France, Provence-Alpes-Côte d'Azur, Carry-le-Rouet, Sausset les Pins	N.D.	FS260	43,329	5,105	Tronholm et al. 2010
GU255848.1	<i>Dictyota dichotoma</i>	France, Provence-Alpes-Côte d'Azur, Carry-le-Rouet, Sausset les Pins	N.D.	FS261	43,329	5,105	Tronholm et al. 2010
* GU255793.1	<i>Dictyota dichotoma</i>	France, Provence-Alpes-Côte d'Azur, Cassis, Cap Canaille	N.D.	FS325	43,206	5,547	Tronholm et al. 2010
GU255794.1	<i>Dictyota dichotoma</i>	France, Provence-Alpes-Côte d'Azur, Cassis, Cap Canaille	N.D.	FS326	43,206	5,547	Tronholm et al. 2010
GU255795.1	<i>Dictyota dichotoma</i>	France, Provence-Alpes-Côte d'Azur, Cassis, Cap Canaille	N.D.	FS327	43,206	5,547	Tronholm et al. 2010
* GU255796.1	<i>Dictyota dichotoma</i>	France, Provence-Alpes-Côte d'Azur, Cassis, Cap Canaille	N.D.	FS329	43,206	5,547	Tronholm et al. 2010
GU255797.1	<i>Dictyota dichotoma</i>	France, Provence-Alpes-Côte d'Azur, Cassis, Cap Canaille	N.D.	FS330	43,206	5,547	Tronholm et al. 2010
GU255851.1	<i>Dictyota dichotoma</i>	France, Provence-Alpes-Côte d'Azur, Cassis, Cap Canaille	N.D.	FS321	43,206	5,547	Tronholm et al. 2010
GU255852.1	<i>Dictyota dichotoma</i>	France, Provence-Alpes-Côte d'Azur, Cassis, Cap Canaille	N.D.	FS322	43,206	5,547	Tronholm et al. 2010
GU255854.1	<i>Dictyota dichotoma</i>	France, Provence-Alpes-Côte d'Azur, Cassis, Cap Canaille	N.D.	FS324	43,206	5,547	Tronholm et al. 2010
FJ869840.1	<i>Dictyota dichotoma</i>	France, Provence-Alpes-Côte d'Azur, Sausset les Pins	N.D.	FS247	43,329	5,105	Verlaque et al. 2009
FJ869841.1	<i>Dictyota dichotoma</i>	France, Provence-Alpes-Côte d'Azur, Sausset les Pins	N.D.	FS252	43,329	5,105	Verlaque et al. 2009
* GU255538.1	<i>Dictyota dichotoma</i>	Germany, Helgoland Archipelago	N.D.	LB1676	54,181	7,885	Tronholm et al. 2010

* GU255539.1	<i>Dictyota dichotoma</i>	Ireland, County Clare, Finavarra	N.D.	D953	53,158	-9,11	Tronholm et al. 2010
* AY528442.1	<i>Dictyota dichotoma</i>	Ireland, Galway County, Galway Bay, Spiddal	N.D.	IK81	53,242	-9,2848	Hwang et al. 2004
* GU255536.1	<i>Dictyota dichotoma</i>	Italy, Campania, City of Naples, Posilipo	N.D.	Kooistra2	40,794	14,193	Tronholm et al. 2010
* GU255537.1	<i>Dictyota dichotoma</i>	Italy, Campania, Naples City, Posilipo	N.D.	Kooistra3	40,794	14,193	Tronholm et al. 2010
GU255523.1	<i>Dictyota dichotoma</i>	Italy, Province of Catania, Sicily Island, Acicastello	N.D.	D635	37,554	15,15	Tronholm et al. 2010
* GU255524.1	<i>Dictyota dichotoma</i>	Italy, Province of Catania, Sicily Island, Acicastello	N.D.	D637	37,554	15,15	Tronholm et al. 2010
* GU255525.1	<i>Dictyota dichotoma</i>	Italy, Province of Catania, Sicily Island, Acicastello	N.D.	D638	37,554	15,15	Tronholm et al. 2010
* GU255526.1	<i>Dictyota dichotoma</i>	Italy, Province of Catania, Sicily Island, Acicastello	N.D.	D639	37,554	15,15	Tronholm et al. 2010
* GU255732.1	<i>Dictyota dichotoma</i>	Italy, Sardinia Island, Province of Oristano, Bosa Marina	N.D.	FL1205	40,287	8,474	Tronholm et al. 2010
* GU255735.1	<i>Dictyota dichotoma</i>	Italy, Sardinia Island, Province of Sassari, Alghero City	N.D.	FL1208	40,546	8,32	Tronholm et al. 2010
GU255736.1	<i>Dictyota dichotoma</i>	Italy, Sardinia Island, Province of Sassari, Alghero City	N.D.	FL1209	40,546	8,32	Tronholm et al. 2010
GU255739.1	<i>Dictyota dichotoma</i>	Italy, Sardinia Island, Province of Sassari, Alghero City	N.D.	FL1212	40,546	8,32	Tronholm et al. 2010
* GU255728.1	<i>Dictyota dichotoma</i>	Italy, Sardinia Island, Province of Sassari, Capo Caccia, Cala Dragunara, Punta del Bollo	N.D.	FL1200	40,573	8,164	Tronholm et al. 2010
GU255729.1	<i>Dictyota dichotoma</i>	Italy, Sardinia Island, Province of Sassari, Capo Caccia, Cala Dragunara, Punta del Bollo	N.D.	FL1201	40,573	8,164	Tronholm et al. 2010
* GU255754.1	<i>Dictyota dichotoma</i>	Italy, Sardinia Island, Province of Sassari, Castelsardo	N.D.	FL1227	40,918	8,712	Tronholm et al. 2010
* GU255755.1	<i>Dictyota dichotoma</i>	Italy, Sardinia Island, Province of Sassari, Castelsardo	N.D.	FL1228	40,918	8,712	Tronholm et al. 2010
* GU255756.1	<i>Dictyota dichotoma</i>	Italy, Sardinia Island, Province of Sassari, Castelsardo	N.D.	FL1229	40,918	8,712	Tronholm et al. 2010
GU255757.1	<i>Dictyota dichotoma</i>	Italy, Sardinia Island, Province of Sassari, Castelsardo	N.D.	FL1230	40,918	8,712	Tronholm et al. 2010
GU255758.1	<i>Dictyota dichotoma</i>	Italy, Sardinia Island, Province of Sassari, Castelsardo	N.D.	FL1231	40,918	8,712	Tronholm et al. 2010
* GU255613.1	<i>Dictyota dichotoma</i>	Italy, Province of Taranto, Mar Piccolo	N.D.	Petrocelli1	40,437	17,211	Tronholm et al. 2010
GU255614.1	<i>Dictyota dichotoma</i>	Italy, Province of Taranto, Mar Piccolo	N.D.	Petrocelli2	40,437	17,211	Tronholm et al. 2010
* GU255769.1	<i>Dictyota dichotoma</i>	Italy, Province of Trieste	N.D.	DP001	45,605	13,713	Tronholm et al. 2010
GU255520.1	<i>Dictyota dichotoma</i>	Portugal, Province of Algarve, City of Albufeira, Gale	N.D.	D541	37,077	-8,312	Tronholm et al. 2010
GU255521.1	<i>Dictyota dichotoma</i>	Portugal, Province of Algarve, City of Albufeira, Gale	N.D.	D542	37,077	-8,312	Tronholm et al. 2010
GU255529.1	<i>Dictyota dichotoma</i>	Portugal, Province of Algarve, Carvoeiro, A Boneca	N.D.	FAO004	37,092	-8,465	Tronholm et al. 2010
* GU255530.1	<i>Dictyota dichotoma</i>	Portugal, Province of Algarve, Carvoeiro, A Boneca	N.D.	FAO005	37,092	-8,465	Tronholm et al. 2010
GU255762.1	<i>Dictyota dichotoma</i>	Portugal, Azores Archipelago, Graciosa Island, Ponta Caldeirinha da Graciosa	N.D.	GRW06104	39,064	-28,067	Tronholm et al. 2010
GU255765.1	<i>Dictyota dichotoma</i>	Portugal, Azores Archipelago, Pico Island, Manhenga	N.D.	PIX071332	38,41	-28,032	Tronholm et al. 2010
* GU255764.1	<i>Dictyota dichotoma</i>	Portugal, Azores Archipelago, São Miguel Island, Vila Franca	N.D.	SMG03190	37,712	-25,439	Tronholm et al. 2010
* GU255533.1	<i>Dictyota dichotoma</i>	Portugal, Madeira Archipelago, Madeira Island, City of Funchal, Cais de Carvão	N.D.	HEC15671	32,633	-16,94	Tronholm et al. 2010
GU255528.1	<i>Dictyota dichotoma</i>	Portugal, Madeira Archipelago, Madeira Island, Ponta do Sao Lourenço	N.D.	D684	32,75	-16,734	Tronholm et al. 2010
* GU255535.1	<i>Dictyota dichotoma</i>	Portugal, Madeira Archipelago, Madeira Island, Porto da Cruz	N.D.	HEC15818	32,773	-16,827	Tronholm et al. 2010
GU255534.1	<i>Dictyota dichotoma</i>	Portugal, Madeira Archipelago, Porto Santos Island	N.D.	HEC15759	33,057	-16,314	Tronholm et al. 2010
* GU255514.1	<i>Dictyota dichotoma</i>	South Africa, Western Cape Province, Cape Peninsula, Bortjesrif	N.D.	D185	-34,3967	18,4555	Tronholm et al. 2010

*	GU255527.1	<i>Dictyota dichotoma</i>	South Africa, Western Cape Province, Struisbaai	N.D.	D656	-34,794	20,06	Tronholm et al. 2010
*	GU255541.1	<i>Dictyota dichotoma</i>	Spain, Balearic Islands, Menorca Island	N.D.	ODC1688	40,02	3,78	Tronholm et al. 2010
*	GQ425208.1	<i>Dictyota dichotoma</i>	Spain, Canary Islands, Gran Canaria Island, Arinaga, Zoco del Negro	N.D.	D503	27,866	-15,384	Tronholm et al. 2010
*	GU255519.1	<i>Dictyota dichotoma</i>	Spain, Canary Islands, Gran Canaria Island, Arinaga, Zoco del Negro	N.D.	D507	27,866	-15,384	Tronholm et al. 2010
*	GQ425203.1	<i>Dictyota dichotoma</i>	Spain, Canary Islands, La Graciosa Island, Playa de las Cocinas	N.D.	D284	29,22	-13,542	Tronholm et al. 2010
*	GU255515.1	<i>Dictyota dichotoma</i>	Spain, Canary Islands, Lanzarote Island, Famara	N.D.	D272	29,119	-13,563	Tronholm et al. 2010
*	GU255516.1	<i>Dictyota dichotoma</i>	Spain, Canary Islands, Lanzarote Island, Famara	N.D.	D274	29,119	-13,563	Tronholm et al. 2010
	GU255618.1	<i>Dictyota dichotoma</i>	Spain, Canary Islands, Tenerife Island, Abades	N.D.	ATV78	28,136	-16,441	Tronholm et al. 2010
	GU255619.1	<i>Dictyota dichotoma</i>	Spain, Canary Islands, Tenerife Island, Abades	N.D.	ATV79	28,136	-16,441	Tronholm et al. 2010
	GU255620.1	<i>Dictyota dichotoma</i>	Spain, Canary Islands, Tenerife Island, Abades	N.D.	ATV80	28,136	-16,441	Tronholm et al. 2010
	GU255621.1	<i>Dictyota dichotoma</i>	Spain, Canary Islands, Tenerife Island, Abades	N.D.	ATV82	28,136	-16,441	Tronholm et al. 2010
*	GU255622.1	<i>Dictyota dichotoma</i>	Spain, Canary Islands, Tenerife Island, Abades	N.D.	ATV83	28,136	-16,441	Tronholm et al. 2010
*	GU255623.1	<i>Dictyota dichotoma</i>	Spain, Canary Islands, Tenerife Island, Abades	N.D.	ATV84	28,136	-16,441	Tronholm et al. 2010
	GU255624.1	<i>Dictyota dichotoma</i>	Spain, Canary Islands, Tenerife Island, Abades	N.D.	ATV85	28,136	-16,441	Tronholm et al. 2010
	GU255625.1	<i>Dictyota dichotoma</i>	Spain, Canary Islands, Tenerife Island, Abades	N.D.	ATV86	28,136	-16,441	Tronholm et al. 2010
	GU255626.1	<i>Dictyota dichotoma</i>	Spain, Canary Islands, Tenerife Island, Abades	N.D.	ATV87	28,136	-16,441	Tronholm et al. 2010
	GU255627.1	<i>Dictyota dichotoma</i>	Spain, Canary Islands, Tenerife Island, Abades	N.D.	ATV88	28,136	-16,441	Tronholm et al. 2010
	GU255628.1	<i>Dictyota dichotoma</i>	Spain, Canary Islands, Tenerife Island, Abades	N.D.	ATV89	28,136	-16,441	Tronholm et al. 2010
	GU255629.1	<i>Dictyota dichotoma</i>	Spain, Canary Islands, Tenerife Island, Abades	N.D.	ATV90	28,136	-16,441	Tronholm et al. 2010
	GU255630.1	<i>Dictyota dichotoma</i>	Spain, Canary Islands, Tenerife Island, Abades	N.D.	ATV91	28,136	-16,441	Tronholm et al. 2010
*	GQ425204.1	<i>Dictyota dichotoma</i>	Spain, Canary Islands, Tenerife Island, La Guancha, Charco del Viento	N.D.	D297	28,401	-16,673	Tronholm et al. 2010
	GU255517.1	<i>Dictyota dichotoma</i>	Spain, Canary Islands, Tenerife Island, La Guancha, Charco del Viento	N.D.	D296	28,401	-16,673	Tronholm et al. 2010
	GU255634.1	<i>Dictyota dichotoma</i>	Spain, Canary Islands, Tenerife Island, Playa de Las Arenas	N.D.	ATV98	28,371	-16,871	Tronholm et al. 2010
*	GU255635.1	<i>Dictyota dichotoma</i>	Spain, Canary Islands, Tenerife Island, Playa de Las Arenas	N.D.	ATV99	28,371	-16,871	Tronholm et al. 2010
*	GU255636.1	<i>Dictyota dichotoma</i>	Spain, Canary Islands, Tenerife Island, Playa de Las Arenas	N.D.	ATV100	28,371	-16,871	Tronholm et al. 2010
	GU255637.1	<i>Dictyota dichotoma</i>	Spain, Canary Islands, Tenerife Island, Punta de Teno	N.D.	ATV101	28,341	-16,923	Tronholm et al. 2010
*	GQ425205.1	<i>Dictyota dichotoma</i>	Spain, Canary Islands, Tenerife Island, Punta del Hidalgo	N.D.	D313	28,579	-16,325	Tronholm et al. 2010
*	GQ425206.1	<i>Dictyota dichotoma</i>	Spain, Canary Islands, Tenerife Island, Punta del Hidalgo	N.D.	D314	28,579	-16,325	Tronholm et al. 2010
*	GQ425207.1	<i>Dictyota dichotoma</i>	Spain, Canary Islands, Tenerife Island, Punta del Hidalgo	N.D.	D334	28,579	-16,325	Tronholm et al. 2010
	GU255639.1	<i>Dictyota dichotoma</i>	Spain, Canary Islands, Tenerife Island, Punta del Hidalgo	N.D.	ATV106	28,579	-16,325	Tronholm et al. 2010
	GU255640.1	<i>Dictyota dichotoma</i>	Spain, Canary Islands, Tenerife Island, Punta del Hidalgo	N.D.	ATV107	28,579	-16,325	Tronholm et al. 2010
	GU255641.1	<i>Dictyota dichotoma</i>	Spain, Canary Islands, Tenerife Island, Punta del Hidalgo	N.D.	ATV108	28,579	-16,325	Tronholm et al. 2010
	GU255642.1	<i>Dictyota dichotoma</i>	Spain, Canary Islands, Tenerife Island, Punta del Hidalgo	N.D.	ATV109	28,579	-16,325	Tronholm et al. 2010
	GU255643.1	<i>Dictyota dichotoma</i>	Spain, Canary Islands, Tenerife Island, Punta del Hidalgo	N.D.	ATV110	28,579	-16,325	Tronholm et al. 2010

GU255644.1	<i>Dictyota dichotoma</i>	Spain, Canary Islands, Tenerife Island, Punta del Hidalgo	N.D.	ATV111	28,579	-16,325	Tronholm et al. 2010
GU255645.1	<i>Dictyota dichotoma</i>	Spain, Canary Islands, Tenerife Island, Punta del Hidalgo	N.D.	ATV112	28,579	-16,325	Tronholm et al. 2010
GU255646.1	<i>Dictyota dichotoma</i>	Spain, Canary Islands, Tenerife Island, Punta del Hidalgo	N.D.	ATV113	28,579	-16,325	Tronholm et al. 2010
GU255647.1	<i>Dictyota dichotoma</i>	Spain, Canary Islands, Tenerife Island, Punta del Hidalgo	N.D.	ATV114	28,579	-16,325	Tronholm et al. 2010
GU255648.1	<i>Dictyota dichotoma</i>	Spain, Canary Islands, Tenerife Island, Punta del Hidalgo	N.D.	ATV115	28,579	-16,325	Tronholm et al. 2010
* GU255649.1	<i>Dictyota dichotoma</i>	Spain, Canary Islands, Tenerife Island, Punta del Hidalgo	N.D.	ATV116	28,579	-16,325	Tronholm et al. 2010
GU255650.1	<i>Dictyota dichotoma</i>	Spain, Canary Islands, Tenerife Island, Punta del Hidalgo	N.D.	ATV117	28,579	-16,325	Tronholm et al. 2010
GU255651.1	<i>Dictyota dichotoma</i>	Spain, Canary Islands, Tenerife Island, Punta del Hidalgo	N.D.	ATV118	28,579	-16,325	Tronholm et al. 2010
GU255652.1	<i>Dictyota dichotoma</i>	Spain, Canary Islands, Tenerife Island, Punta del Hidalgo	N.D.	ATV119	28,579	-16,325	Tronholm et al. 2010
GU255653.1	<i>Dictyota dichotoma</i>	Spain, Canary Islands, Tenerife Island, Punta del Hidalgo	N.D.	ATV120	28,579	-16,325	Tronholm et al. 2010
GU255654.1	<i>Dictyota dichotoma</i>	Spain, Canary Islands, Tenerife Island, Punta del Hidalgo	N.D.	ATV121	28,579	-16,325	Tronholm et al. 2010
GU255655.1	<i>Dictyota dichotoma</i>	Spain, Canary Islands, Tenerife Island, Punta del Hidalgo	N.D.	ATV122	28,579	-16,325	Tronholm et al. 2010
GU255656.1	<i>Dictyota dichotoma</i>	Spain, Canary Islands, Tenerife Island, Punta del Hidalgo	N.D.	ATV123	28,579	-16,325	Tronholm et al. 2010
GU255657.1	<i>Dictyota dichotoma</i>	Spain, Canary Islands, Tenerife Island, Punta del Hidalgo	N.D.	ATV124	28,579	-16,325	Tronholm et al. 2010
GU255658.1	<i>Dictyota dichotoma</i>	Spain, Canary Islands, Tenerife Island, Punta del Hidalgo	N.D.	ATV125	28,579	-16,325	Tronholm et al. 2010
GQ425202.1	<i>Dictyota dichotoma</i>	Spain, Canary Islands, Tenerife Island, Punta del Hidalgo	N.D.	D190	28,578	-16,328	Tronholm et al. 2010
GU255511.1	<i>Dictyota dichotoma</i>	Spain, Catalunya, Province of Barcelona	N.D.	D973	41,331	2,173	Tronholm et al. 2010
GU255522.1	<i>Dictyota dichotoma</i>	Spain, Catalunya, Province of Barcelona	N.D.	D624	41,331	2,173	Tronholm et al. 2010
* GU255543.1	<i>Dictyota dichotoma</i>	Spain, Catalunya, Province of Girona, Begur, Sa Tuna	N.D.	ODC1695	41,96	3,23	Tronholm et al. 2010
* GU255518.1	<i>Dictyota dichotoma</i>	Spain, Asturias, Municipality of Cudillero, Concha de Artedo beach	N.D.	D389	43,56549	-6,19	Tronholm et al. 2010
GU255542.1	<i>Dictyota dichotoma</i>	United Kingdom, England, Barrow-in-furness, Walney Island	N.D.	ODC1689	54,079	-3,244	Tronholm et al. 2010
* GU265784.1	<i>Dictyota dichotoma</i>	United Kingdom, England, Barrow-in-furness, Walney Island	N.D.	ODC1689	54,079	-3,244	Tronholm et al. 2010
* GU255513.1	<i>Dictyota dichotoma</i>	United Kingdom, Northern Ireland, North Down, Bangor, Crawfordsburn	N.D.	D707	54,67	-5,709	Tronholm et al. 2010

CONCLUSÕES GERAIS

- O presente trabalho corrobora a literatura acadêmica ao confirmar que *Dictyota dichotoma* tem sua distribuição natural para Mediterrâneo, Atlântico Europeu e grande parte da Macaronésia. Populações disjuntas na América do Sul e África do Sul devem ser tratadas como casos de introdução, embora seus efeitos nas comunidades locais não sejam conhecidos.


- Os dados atuais baseados em biologia molecular, produtos naturais e morfologia refutam a hipótese de sinonímia entre *Dictyota ciliolata* e *D. menstrualis*, evidenciando que a presença de denteações marginais ainda é um bom critério para a separação destas espécies em conjunto com o tipo de base de fixação. Embora haja dados moleculares e de produtos naturais publicados sob o nome *D. plectens*, mais estudos são necessários para se reconhecer seu real *status* taxonômico.

- Genes do cpDNA (*psbA* e *rbcL*) e do mtDNA (*Nad1*) se mostraram informativos para discutir as relações entre as espécies do gênero *Dictyota*.

RESEARCH ARTICLE



Molecular evidence of the presence of *Dictyota dichotoma* (Dictyotales: Phaeophyceae) in Argentina based on sequences from mtDNA and cpDNA and a discussion of its possible origin

Erick Alves Pereira Lopes-Filho^a, Fabiano Salgueiro^a, Sílvia Mattos Nascimento^a, M. Cecilia Gauna^b, Elisa R. Parodi^b and Joel Campos De Paula ^a

^aPrograma de Pós-Graduação em Biodiversidade Neotropical, Universidade Federal do Estado do Rio de Janeiro, Rio de Janeiro, Brazil; ^bCONICET- Instituto Argentino de Oceanografía, Universidad Nacional del Sur, Bahía Blanca, Argentina

ABSTRACT

Dictyota is a brown algae genus inhabiting tropical to warm temperate environments where it is an important food source, shelter and substrate to several species of invertebrates and other algae. The taxonomy of this genus is troublesome, with poor species delimitation and doubtful records in the literature. *Dictyota dichotoma*, the type species of the genus, was commonly accepted as a cosmopolitan species because of the inaccurate geographical distributional range as a consequence of misidentification in several parts of the world. Recent studies with molecular data revealed new species and a new understanding of the evolution and biogeography of the genus *Dictyota*. These studies confined natural populations of *D. dichotoma* to Europe (Atlantic and Mediterranean coasts) and Macaronesian islands (Azores, Madeira and Canary archipelagos). Also, they confirmed its presence in South Africa, but whether the species was native or introduced in South Africa could not be verified. In the present study two regions of cpDNA (*psbA*, *rbcl*) and one region of mtDNA (*nad1*) from Argentinian samples, identified morphologically as *D. dichotoma*, were analysed and compared to other *Dictyota* species. The identity of these samples as *D. dichotoma* was confirmed. A haplotype network analysis using all available *psbA* sequences distinguished seven haplotypes divided into two geographic groups: Atlantic–Mediterranean and Canarian. In Argentina and South Africa only the most common haplotype of the Atlantic–Mediterranean group was observed. According to the paleoceanographic currents and the presence of a European haplotype, the introduced nature of *D. dichotoma* is indicated.


ARTICLE HISTORY

Received 14 February 2017
 Accepted 1 May 2017

KEYWORDS

Dictyotaceae; exotic species;
nad1; *psbA*; *rbcl*; South
 Atlantic Ocean

CONTACT Joel Campos De Paula  depaula.joel@gmail.com

 Supplementary data available online at www.tandfonline.com/10.1080/0028825X.2017.1326387
 © 2017 The Royal Society of New Zealand